

# Dow 10 Portfolio, Series 63

## Investment Objective

The Dow 10 Portfolio, Series 63 (Trust) seeks to provide current income with the potential for capital appreciation.

## Key Considerations

- Invest in Industry Leaders:** The trust offers exposure to 10 high quality, large-cap dividend-paying companies selected from the Dow Jones Industrial Average.
- Buy at Attractive Entry Points:** The trust seeks to buy blue chip Dow component stocks at attractive prices that have the highest dividend yield.
- Importance of Dividends:** Dividends can materially impact an investor's experience, playing an important part in a portfolio's total return potential. Over the past 20 years dividends accounted for nearly 37 percent of the broader market's total return.<sup>1</sup>

<sup>1</sup>Source: Morningstar, 7/1.2005-10/1.2025

**Past performance does not guarantee future results.** There is no guarantee that these trends and projections will continue or come to fruition and they are subject to change.

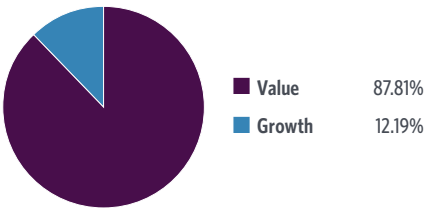
## Portfolio Allocation

Breakdown is as of 10.3.2025 and subject to change.

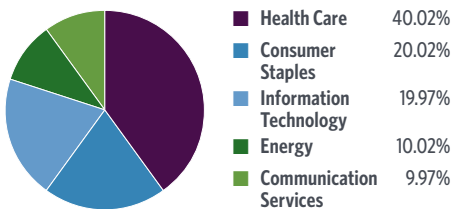
### CAPITALIZATION BREAKDOWN

Large-Cap 100.00%

### STYLE BREAKDOWN



### SECTOR BREAKDOWN













## Outperformance Potential from High Quality Stocks

The Dow 10 Strategy seeks to provide exposure to high quality, blue chip stocks that may be poised for price appreciation over the term of the trust. The trust employs a recognized "Dogs of the Dow" strategy, which uses a starting universe of the Dow Jones Industrial Average® (DJIA), an index comprising 30 large, widely held and financially sound companies, and invests equally in the 10 companies with the highest dividend yield over a 15-month holding period.

### PORTFOLIO HOLDINGS AND DIVIDEND YIELDS

Holdings are as of 10.3.2025 and subject to change.

Company Name		Dividend Yield <sup>2</sup>
	Verizon Communications, Inc. (VZ)	6.28%
	Chevron Corp (CVX)	4.40%
	Merck & Co Inc. (MRK)	3.86%
	Amgen, Inc. (AMGN)	3.37%
	The Coca-Cola Company (KO)	3.08%
	Johnson & Johnson (JNJ)	2.80%
	The Procter & Gamble Company (PG)	2.75%
	UnitedHealth Group, Inc. (UNH)	2.56%
	Cisco Systems Inc. (CSCO)	2.40%
	Int'l Business Machines Corp (IBM)	2.38%

### MARKET INDEX AND DIVIDEND YIELD

Index Name	Dividend Yield <sup>3</sup>
Dow Jones Industrial Average®	1.67%
S&P 500 Index®	1.17%

<sup>2</sup>Bloomberg, 9.30.2025. <sup>3</sup>S&P Dow Jones Indices, 9.30.2025.

The logos listed are trademarks of their respective owners and are used for illustrative purposes only and should not be construed as an endorsement or affiliation with Guggenheim Investments.

# Dow 10 Portfolio, Series 63

## PORTFOLIO SUMMARY

<b>Inception Date</b>	10.6.2025
<b>Termination Date</b>	1.19.2027
<b>Initial Offer Price</b>	\$10.00
<b>Number of Issues</b>	10
<b>Historical Annual Dividend Distribution<sup>3</sup></b>	\$0.2872
<b>Distributions</b>	25th day of each month commencing on 10.25.2025, if any

## SALES CHARGES AND ESTIMATED EXPENSES

The sales charges (S/C) and estimated expenses are based on a \$10 per unit offering price.

	Standard	Fee/Wrap <sup>4</sup>
Deferred S/C <sup>5</sup>	1.35%	-
Creation and Development (C&D) Fee	0.50%	0.50%
Total S/C	1.85%	0.50%
Estimated Organization Expenses <sup>6</sup>	0.36%	0.36%
Estimated Annual Fund Operating Expenses <sup>7</sup>	0.27%	0.27%

## TICKETING INFORMATION - CUSIPS

<b>Cash</b>	40178L741
<b>Reinvest</b>	40178L758
<b>Fee/Cash</b>	40178L766
<b>Fee/Reinvest</b>	40178L774
<b>Ticker</b>	CDOWMX

<sup>3</sup> The Historical Annual Dividend Distribution (HADD) is as of the day prior to trust deposit and subject to change. There is no guarantee the issuers of the securities included in the Trust will declare dividends or distributions in the future. The HADD of the securities included in the Trust is for illustrative purposes only and is not indicative of the Trust's distribution rate. The HADD is the weighted average of the trailing twelve-month distributions paid by the securities included in the portfolio and is reduced to account for the effects of fees and expenses, which will be incurred when investing in the Trust. The HADD will vary due to certain factors that may include, but are not limited to, a change in the dividends paid by issuers, a change in Trust expenses or the sale or maturity of securities in the portfolio. <sup>4</sup> Fee/Wrap-based accounts will not be assessed the deferred sales charge for eligible purchases and must purchase units with a Fee-based CUSIP. For unit prices other than \$10, percentage of the C&D fee will vary. <sup>5</sup> The deferred sales charge (DSC) is a fixed amount and will be deducted in monthly installments on the last business day commencing February 2026 and ending April 2026 or upon early redemption. For unit prices other than \$10, percentages of C&D fees, and DSCs will vary but in no event will the maximum sales charge (S/C) exceed the total S/C. Early redemption of units will still cause payment of the DSC. However, an initial sales charge, which is equal to the difference between the maximum S/C and the sum of any remaining deferred S/C charges and C&D, will be charged if the price paid for units exceeds \$10 per unit. <sup>6</sup> Estimated Organization Expenses are assessed on a fixed dollar amount per unit basis, therefore, actual organization costs may be more or less than estimates. For additional information on organizational costs and potential caps, please see the prospectus. <sup>7</sup> Trust operating expenses include fees for administration, bookkeeping, the trustee, sponsor, and evaluator. This expense also includes an estimated Trust operating expense based upon an estimated trust size. If the Trust does not reach or falls below the estimated size, the actual amount of the operating expenses may exceed the amount reflected. Please see "Fees and Expenses" in the Trusts prospectus for additional information.

The "Dow Jones Industrial Average" is a product of S&P Dow Jones Indices LLC (SPDJI), and has been licensed for use by Guggenheim Funds Distributors, LLC. Standard & Poor's® and S&P® are registered trademarks of Standard & Poor's Financial Services LLC (S&P); DJIA®, The Dow®, Dow Jones® and Dow Jones Industrial Average® are trademarks of Dow Jones Trademark Holdings LLC (Dow Jones); and these trademarks have been licensed for use by SPDJI and sublicensed for certain purposes by Guggenheim Funds Distributors, LLC. The Portfolio is not sponsored, endorsed, sold or promoted by SPDJI, Dow Jones, S&P, their respective affiliates, and none of such parties make any representation regarding the advisability of investing in the Portfolio.

**INDEX DEFINITIONS:** The **S&P 500®** Index is a capitalization-weighted index of 500 stocks. The Index is designed to measure performance of the broad domestic economy through changes in the aggregate market value of 500 stocks representing all major industries. The **Dow Jones Industrial Average® (The Dow®)** is a price-weighted measure of 30 U.S. blue-chip companies.

The Dow 10 Portfolio, Series 63 is a Unit Investment Trust.

**RISK CONSIDERATIONS:** As with all investments, you may lose some or all of your investment in the Trust. No assurance can be given that the Trust's investment objective will be achieved. The

Trust also might not perform as well as you expect. This can happen for reasons such as these: • Securities prices can be volatile. The value of your investment may fall over time. Market values of the Trust's securities fluctuate in response to various factors affecting an issuer. Events such as war, terrorism, natural and environmental disasters and public health emergencies are impossible to predict and may adversely affect the economy which may negatively impact the performance of the Trust and the Trust's ability to achieve its investment objectives. • The Trust is concentrated in the health care and consumer products sectors. As a result, the factors that impact these sectors will likely have a greater effect on this Trust than on a more broadly diversified trust. • The Trust may be susceptible to potential risks through breaches in cybersecurity. • The Trust is subject to risks arising from various operational factors and their service providers. Although the Trust seeks to reduce operational risks through controls and procedures, there is no way to completely protect against such risks. **Please see the Trust prospectus for more complete risk information.**

Unit Investment Trusts are fixed, not actively managed and should be considered as part of a long-term strategy. Investors should consider their ability to invest in successive portfolios, if available, at the applicable sales charge. UITs are subject to annual fund operating expenses in addition to the sales charge. Investors should consult an

attorney or tax advisor regarding tax consequences associated with an investment from one series to the next, if available, and with the purchase or sale of units. Guggenheim Funds Distributors, LLC does not offer tax advice.

This material is not intended as a recommendation or as investment advice of any kind, including in connection with rollovers, transfers, and distributions. Such material is not provided in a fiduciary capacity, may not be relied upon for or in connection with the making of investment decisions, and does not constitute a solicitation of an offer to buy or sell securities. All content has been provided for informational or educational purposes only and is not intended to be and should not be construed as legal or tax advice and/or a legal opinion. Always consult a financial, tax and/or legal professional regarding your specific situation.

**Read the Trust's prospectus carefully before investing. It contains the Trust's investment objectives, risks, charges, expenses and other information, which should be considered carefully before investing. Obtain a prospectus at [GuggenheimInvestments.com](https://www.guggenheiminvestments.com).**

Guggenheim Funds Distributors, LLC

Member FINRA/SIPC

10/2025 UIT-FCT-DDP-063 #66299