

# Core Four 60/40 Retirement Portfolio, Series 19

## Investment Objective

The Core Four 60/40 Retirement Portfolio, Series 19 (Trust) seeks current income as the primary objective, with the potential for capital appreciation as a secondary objective.

## Key Considerations

- **A 60/40 Blend:** To address the need for income while also managing risk and volatility, 60% of the Trust comprises dividend-paying and large-cap growth equities, and 40% comprises higher-yielding fixed income securities and investment grade bond ETFs.
- **Multi-Strategy Approach:** Provides exposure to four investment strategies that collectively seek to provide both attractive income and growth of principal.
- **Convenient Retirement Investing:** A convenient, easy-to-implement addition to a retirement portfolio that may help address the needs or concerns of individuals near or in retirement.

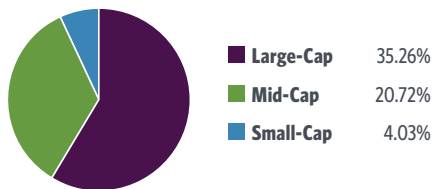
## Portfolio Allocation

Breakdowns and weightings are as of 5.19.2022 and subject to change.

### FIXED-INCOME SECTOR WEIGHTINGS

Corporate Investment Grade	11.99%
Municipal Build America Bonds	6.01%
Commercial Mortgage-Backed Securities	6.00%
Floating Rate / Senior Loan	4.00%
Mortgage-Backed Securities	4.00%
Corporate High Yield	3.99%
International	2.00%
Municipal High Yield	2.00%
<b>Fixed-Income ETF Total</b>	<b>39.99%</b>

### CAPITALIZATION BREAKDOWN<sup>1</sup>

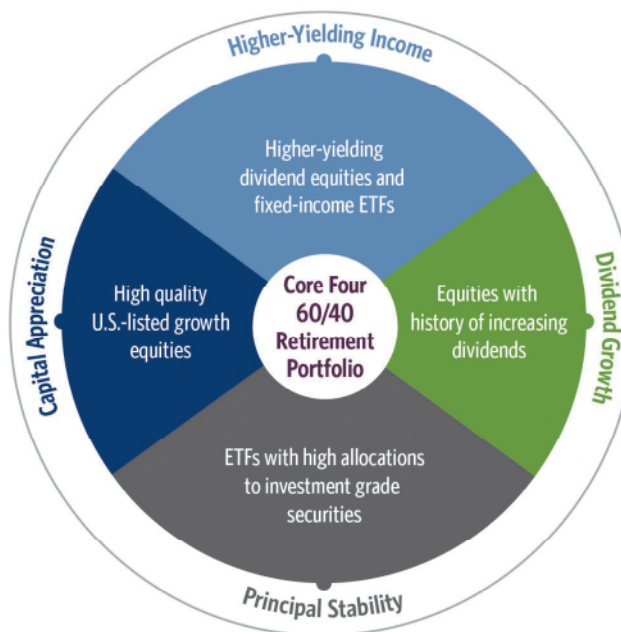


<sup>1</sup>The above breakdown excludes fixed-income ETFs and represents 60.01% of the overall portfolio.

## Combining Income and Growth for an Attractive Retirement Portfolio

Building a sustainable retirement portfolio is more challenging than ever. The combination of increasing health care costs and longer life expectancies have many investors concerned about outliving their money. Given the current low interest rate environment, an overly conservative fixed income portfolio may not be the answer. Guggenheim created the Core Four 60/40 Retirement Portfolio with these issues in mind. The strategy seeks to balance principal stability with three additional strategies, designed to help your retirement portfolio keep up with inflation and longer life expectancy.

The Core Four 60/40 Retirement Portfolio may represent an attractive supplement to a retirement strategy by investing in an approximately 60/40 blend of higher yielding and dividend grower stocks combined with fixed-income ETFs. The portfolio is professionally selected by Guggenheim to seek higher-yielding income, dividend growth, principal stability, and capital appreciation potential in a single easy-to-implement investment.

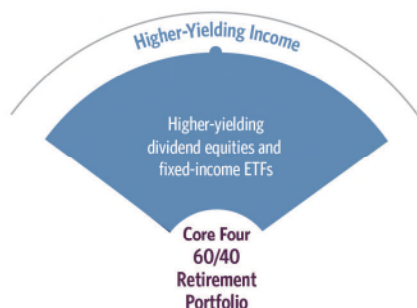


# Core Four 60/40 Retirement Portfolio, Series 19

## Higher-Yielding Income

*To provide income for daily needs*

Approximately 30 percent of the Trust portfolio is focused on securities that seek to deliver an above average income stream, including higher dividend-yielding, U.S.-listed equity securities and higher-yielding fixed-income asset classes accessed through ETFs.

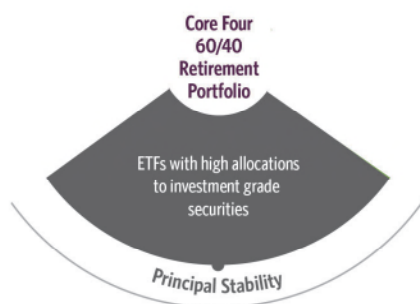


Name	Ticker	Name	Ticker
<b>Consumer Staples (2.67%)</b>		<b>Information Technology (2.67%)</b>	
Conagra Brands, Inc.	CAG	International Business Machines Corporation	IBM
Walgreens Boots Alliance, Inc.	WBA	The Western Union Company	WU
<b>Energy (2.67%)</b>		<b>Materials (1.34%)</b>	
Kinder Morgan, Inc.	KMI	International Paper Company	IP
ONEOK, Inc.	OKE	<b>Real Estate (1.34%)</b>	
<b>Financials (4.01%)</b>		Omega Healthcare Investors, Inc.	OHI
Annaly Capital Management, Inc.	NLY	<b>Exchange Traded Funds (9.99%)</b>	
Fidelity National Financial, Inc.	FNF	Invesco Senior Loan ETF	BKLN
Prudential Financial, Inc.	PRU	SPDR® Bloomberg High Yield Bond ETF	JNK
<b>Health Care (4.00%)</b>		SPDR® Bloomberg Short Term High Yield Bond ETF	SJNK
Amgen, Inc.	AMGN	VanEck High Yield Muni ETF	HYD
Bristol-Myers Squibb Company	BMJ	VanEck J.P. Morgan EM Local Currency Bond ETF	EMLC
Gilead Sciences, Inc.	GILD		
<b>Industrials (1.34%)</b>		<b>Total</b>	<b>30.03%</b>
3M Company	MMM		

## Principal Stability

*To minimize volatility and risk*

Approximately 30 percent of the Trust portfolio seeks to reduce potential volatility of the overall portfolio by investing in ETFs that hold at least 80 percent of their portfolios in investment grade securities.



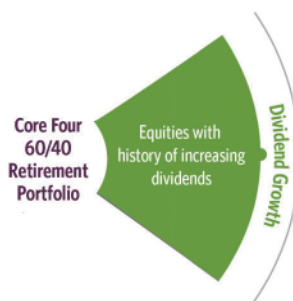
Name	Ticker
<b>Exchange Traded Funds (30.00%)</b>	
Invesco Taxable Municipal Bond ETF	BAB
iShares 1-5 Year Investment Grade Corporate Bond ETF	IGSB
iShares CMBS ETF	CMBS
iShares MBS ETF	MBB
VanEck Investment Grade Floating Rate ETF	FLTR
Vanguard Intermediate-Term Corporate Bond ETF	VCIT
Vanguard Long-Term Corporate Bond ETF	VCLT
<b>Total</b>	<b>30.00%</b>

# Core Four 60/40 Retirement Portfolio, Series 19

## Dividend Growth

*For maintaining lifestyle during retirement*

Approximately 20 percent of the Trust portfolio holds U.S.-listed equity companies that have shown the historical ability and willingness to increase their dividend distributions annually for a minimum number of years.



Name	Ticker	Name	Ticker
<b>Communication Services (0.67%)</b>		ManpowerGroup, Inc.	MAN
The Interpublic Group of Companies, Inc.	IPG	Trinity Industries, Inc.	TRN
<b>Consumer Discretionary (0.66%)</b>		Union Pacific Corporation	UNP
The Home Depot, Inc.	HD	<b>Information Technology (1.96%)</b>	
<b>Consumer Staples (0.66%)</b>		Broadcom, Inc.	AVGO
Philip Morris International, Inc.	PM	Cass Information Systems, Inc.	CASS
<b>Financials (5.36%)</b>		Texas Instruments, Inc.	TXN
Comerica, Inc.	CMA	<b>Materials (0.67%)</b>	
Fifth Third Bancorp	FITB	Air Products and Chemicals, Inc.	APD
Houlihan Lokey, Inc.	HLI	<b>Real Estate (2.69%)</b>	
JPMorgan Chase & Company	JPM	EastGroup Properties, Inc.	EGP
KeyCorp	KEY	Extra Space Storage, Inc.	EXR
Old Republic International Corporation	ORI	Medical Properties Trust, Inc.	MPW
Synovus Financial Corporation	SNV	National Storage Affiliates Trust	NSA
United Community Banks, Inc.	UCBI	<b>Utilities (3.32%)</b>	
<b>Health Care (0.66%)</b>		Edison International	EIX
Merck & Company, Inc.	MRK	Evergy, Inc.	EVRG
<b>Industrials (3.36%)</b>		IDACORP, Inc.	IDA
Cummins, Inc.	CMI	NextEra Energy, Inc.	NEE
Hubbell, Inc.	HUBB	UGI Corporation	UGI
		<b>Total</b>	<b>20.01%</b>

## Capital Appreciation

*To address concerns about outliving assets*

Approximately 20 percent of the Trust portfolio seeks to provide growth of principal by investing in large-cap, U.S.-listed growth companies.



Name	Ticker	Name	Ticker
<b>Communication Services (1.29%)</b>		<b>Industrials(1.99%)</b>	
Alphabet, Inc.	GOOGL	Deere & Company	DE
Meta Platforms, Inc.	FB	Illinois Tool Works, Inc.	ITW
<b>Consumer Discretionary (3.25%)</b>		United Parcel Service, Inc.	UPS
Amazon.com, Inc.	AMZN	<b>Information Technology (6.67%)</b>	
Lowe's Companies, Inc.	LOW	Adobe, Inc.	ADBE
NIKE, Inc.	NKE	Apple, Inc.	AAPL
Starbucks Corporation	SBUX	Applied Materials, Inc.	AMAT
The TJX Companies, Inc.	TJX	Lam Research Corporation	LRCX
<b>Consumer Staples (1.40%)</b>		Mastercard, Inc.	MA
Costco Wholesale Corporation	COST	Microsoft Corporation	MSFT
The Coca-Cola Company	KO	NVIDIA Corporation	NVDA
<b>Financials (0.65%)</b>		Qualcomm, Inc.	QCOM
Moody's Corporation	MCO	ServiceNow, Inc.	NOW
<b>Health Care (2.65%)</b>		Visa, Inc.	V
AbbVie, Inc.	ABBV	<b>Materials (0.67%)</b>	
Edwards Lifesciences Corporation	EW	The Sherwin-Williams Company	SHW
Eli Lilly & Company	LLY	<b>Real Estate (1.39%)</b>	
Zoetis, Inc.	ZTS	Crown Castle International Corporation	CCI
		Equinix, Inc.	EQIX
		<b>Total</b>	<b>19.96%</b>

# Core Four 60/40 Retirement Portfolio, Series 19

## PORTFOLIO SUMMARY

<b>Inception Date</b>	5.20.2022
<b>Termination Date</b>	8.17.2023
<b>Initial Offer Price</b>	\$10.00
<b>Number of Issues</b>	87
<b>Historical Annual Dividend Distribution<sup>2</sup></b>	\$0.2724
<b>Distributions</b>	25th day of each month commencing on 6.25.2022, if any

## SALES CHARGES

Sales Charge (S/C) is based on a \$10 per unit offering price.

Standard Accounts	Amount Per Unit	Percentage of Public Offering Price
<b>Deferred S/C<sup>3</sup></b>	\$0.135	1.35%
<b>Creation and Development (C&amp;D) Fee</b>	\$0.050	0.50%
<b>Total S/C</b>	\$0.185	1.85%
Fee/Wrap Accounts <sup>4</sup>		
<b>Creation and Development (C&amp;D) Fee</b>	\$0.050	0.50%
<b>Total S/C</b>	\$0.050	0.50%

## TICKETING INFORMATION - CUSIPs

<b>Cash</b>	40177H667
<b>Reinvest</b>	40177H675
<b>Fee/Cash</b>	40177H683
<b>Fee/Reinvest</b>	40177H691
<b>Ticker</b>	CCFOSX

<sup>2</sup>The Historical Annual Dividend Distribution (HADD) is as of the day prior to trust deposit and subject to change. There is no guarantee the issuers of the securities included in the Trust will declare dividends or distributions in the future. **Due to the negative economic impact across many industries caused by the recent COVID-19 outbreak, certain issuers of the securities included in the Trust may elect to reduce the amount of, or cancel entirely, dividends and/or distributions paid in the future. As a result, the HADD figure will likely be higher, and in some cases significantly higher, than the actual distribution rate achieved by the Trust.** The HADD of the securities included in the Trust is for illustrative purposes only and is not indicative of the Trust's distribution rate. The HADD is the weighted average of the trailing twelve-month distributions paid by the securities included in the portfolio and is reduced to account for the effects of fees and expenses, which will be incurred when investing in the Trust. The HADD will vary due to certain factors that may include, but are not limited to, a change in the dividends paid by issuers, a change in Trust expenses or the sale or maturity of securities in the portfolio. <sup>3</sup>The deferred sales charge (DSC) is a fixed amount and will be deducted in monthly installments on the last business day commencing September 2022 and ending November 2022 or upon early redemption. For unit prices other than \$10, percentages of C&D fees, and DSCs will vary but in no event will the maximum sales charge (S/C) exceed the total S/C. Early redemption of units will still cause payment of the DSC. However, an initial sales charge, which is equal to the difference between the maximum S/C and the sum of any remaining deferred S/C charges and C&D, will be charged if the price paid for units exceeds \$10 per unit. <sup>4</sup>For unit prices other than \$10, percentage of the C&D fee will vary.

The Core Four 60/40 Retirement Portfolio, Series 19 is a Unit Investment Trust.

**RISK CONSIDERATIONS:** As with all investments, you may lose some or all of your investment in the Trust. No assurance can be given that the Trust's investment objective will be achieved. • Securities prices can be volatile. The value of your investment may fall over time. Market value fluctuates in response to various factors. Changes in legal, political, regulatory, tax and economic conditions may cause fluctuations in markets and securities prices, which could negatively impact the value of the Trust. Events such as war, terrorism, natural and environmental disasters and the spread of infectious illnesses or other public health emergencies may adversely affect the economy, various markets and issuers. Recently, the outbreak of a novel and highly contagious form of coronavirus ("COVID-19") has adversely impacted global commercial activity and contributed to significant volatility in certain markets. Many governments and businesses have instituted quarantines and closures, which has resulted in significant disruption in manufacturing, supply chains, consumer demand and economic activity. The potential impacts are increasingly uncertain, difficult to assess and impossible to predict, and may result in significant losses. Any adverse event could materially and negatively impact the value and performance of trust and the Trust's ability to achieve its investment objectives. • Securities selected according to this strategy may not perform as intended. The investment decisions, including the selection methodologies used to determine the holdings of the four portfolio sleeves, may not produce the intended results and there is no guarantee that the investment objective will be achieved. • The Trust invests in shares of ETFs, which are subject to various risks, including management's ability to meet the fund's investment objective. Shares of ETFs may trade at a premium or discount from their net asset value in the secondary market. If the Trust has to sell an ETF share when the share is trading at a discount, the Trust will receive a price that is less than the ETF's net asset value. This risk is separate and distinct from the risk that the net asset value of the ETF shares may decrease. You will bear not only your share of your Trust's expenses, but also the expenses of the underlying ETFs. By investing in ETFs, the Trust incurs greater expenses than you would incur if you invested directly in the ETFs. • The ETFs are subject to annual fees and expenses, including a management fee. Unitholders of the Trust will bear these fees in addition to the fees and expenses of the Trust.

• The Trust is subject to an ETF's index correlation risk. • The value of the fixed-income securities in the ETFs will generally fall if interest rates, in general, rise. The Trust may be subject to greater risk of rising interest rates than would normally be the case due to the current period of historically low rates. • An ETF or an issuer of securities held by an ETF may be unwilling or unable to make principal payments and/or to declare distributions in the future, may call a security before its stated maturity, or may reduce the level of distributions declared. • The financial condition of an ETF or an issuer of securities held by an ETF may worsen, resulting in a reduction in the value of your units. • Economic conditions may lead to limited liquidity and greater volatility. • Certain ETFs held by the Trust invest in securities that are rated below investment-grade and are considered to be "junk" securities, speculative, and are subject to greater market and credit risks; the risk of non-payment or default is higher than with investment-grade securities. Such securities may be more sensitive to interest rate changes and more likely to receive early returns of principal in falling rate environments. • Certain ETFs held by the Trust may invest in securities that are rated as investment-grade by only one rating agency; such split-rated securities may have more speculative characteristics and are subject to a greater risk of default than securities rated as investment-grade by more than one rating agency. • Certain ETFs held by the Trust invest in mortgage-backed securities. Mortgage-backed securities represent direct or indirect participations in, or are secured by and payable from, mortgage loans secured by real property and can include single- and multi-class pass-through securities and collateralized mortgage obligations. Unscheduled or early payments of principal and interest on the underlying mortgages may make the securities' effective maturity shorter than anticipated. Rising interest rates tend to extend the duration of mortgage-backed securities, making them more sensitive to changes in interest rates, and may reduce the market value of the securities. In addition, mortgage-backed securities are subject to prepayment risk, the risk that borrowers may pay off their mortgages sooner than expected, particularly when interest rates decline. This can reduce the ETFs', and therefore the Trust's, returns because the ETFs may have to reinvest that money at lower prevailing interest rates. • The Trust invests in securities issued by small- and mid-cap companies and certain ETFs held by the Trust may invest in securities issued by small- and mid-cap companies, which may have limited product lines, markets or financial resources and may be more vulnerable to adverse general market or economic developments. These securities customarily involve more investment

risk than securities of large-capitalization companies. • Share prices or dividend rates on the securities in the Trust may decline during the life of the Trust and there is no guarantee that the issuers of the securities will declare dividends in the future and, if declared, whether they will remain at current levels or increase over time. • The Trust may be susceptible to potential risks through breaches in cybersecurity. • The Trust is subject to risks arising from various operational factors and their service providers. Although the Trust seeks to reduce operational risks through controls and procedures, there is no way to completely protect against such risks. • Inflation may lead to a decrease in the value of assets or income from investments. **Please see the Trust prospectus for more complete risk information.**

Unit Investment Trusts are fixed, not actively managed and should be considered as part of a long-term strategy. Investors should consider their ability to invest in successive portfolios, if available, at the applicable sales charge. UITs are subject to annual fund operating expenses in addition to the sales charge. Investors should consult an attorney or tax advisor regarding tax consequences associated with an investment from one series to the next, if available, and with the purchase or sale of units. Guggenheim Funds Distributors, LLC does not offer tax advice.

This material is not intended as a recommendation or as investment advice of any kind, including in connection with rollovers, transfers, and distributions. Such material is not provided in a fiduciary capacity, may not be relied upon for or in connection with the making of investment decisions, and does not constitute a solicitation of an offer to buy or sell securities. All content has been provided for informational or educational purposes only and is not intended to be and should not be construed as legal or tax advice and/or a legal opinion. Always consult a financial, tax and/or legal professional regarding your specific situation.

**Read the Trust's prospectus carefully before investing. It contains the Trust's investment objectives, risks, charges, expenses and other information, which should be considered carefully before investing. Obtain a prospectus at [GuggenheimInvestments.com](https://www.guggenheiminvestments.com).**

Guggenheim Funds Distributors, LLC

Member FINRA/SIPC

5/2022 UIT-FCT-CFOR-019 #52777