

National Municipal Portfolio of CEFs, Series 67

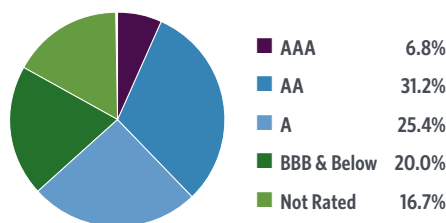
Investment Objective

The National Municipal Portfolio of CEFs, Series 67 (Trust) seeks to provide current income and the potential for capital appreciation.

Key Considerations

- **Stable Tax-Free Income Potential:** Limiting the impact of taxes by earning tax-free income can contribute to greater overall returns over time in a well-balanced portfolio.
- **Diversified Allocation:** The portfolio invests in multiple closed-end funds that can provide a diversified allocation to municipal bonds across credit quality, maturity, and geography.
- **Investment-Grade Rated:** The portfolio seeks to maintain an average quality of investment-grade while seeking to provide investors with attractive income.

Credit Quality Ratings



Source: Morningstar, 4.30.2025. Credit quality is an assessment of the credit worthiness of an issuer of a security. Ratings relate to the underlying bonds and not the units of the Trust or their value. Ratings are measured using a scale that typically ranges from AAA (highest) to D (lowest). The approximate portfolio percentage is based upon the fair value of the underlying bonds. All securities except those labeled "Not Rated" are rated by one of the following Nationally Recognized Statistical Rating Organizations (NRSROs): S&P Global Ratings, Fitch Ratings Inc. and Morningstar DBRS.

The National Municipal Portfolio of CEFs, Series 67 is a Unit Investment Trust.

RISK CONSIDERATIONS: As with all investments, you may lose some or all of your investment in the Trust. No assurance can be given that the Trust's investment objective will be achieved. The Trust also might not perform as well as you expect. This can happen for reasons such as these: • Securities prices can be volatile. The value of your investment may fall over time. Market values of the Trust's securities fluctuate in response to various factors affecting an issuer. Events such as war, terrorism, natural and environmental disasters and public health emergencies are impossible to predict and may adversely affect the economy which may negatively impact the performance of the Trust and the Trust's ability to achieve its investment objectives. **(continued on back)**

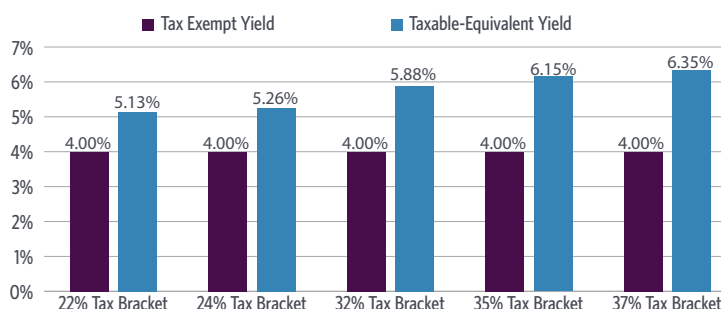
The Advantage of Tax-Free Income Potential

Guggenheim created the National Municipal Portfolio of CEFs to offer investors a diversified allocation to closed-end funds with substantial exposure to municipal bonds, and seeks to provide investors with stable, tax-free income potential.

When assessing the return of an investment, the impact of taxes can be substantial and should be considered. By investing in municipal bonds, investors may receive attractive, tax-free income when compared to taxable investments.

Taxable equivalent yields represent the amount of return an investor would need in a taxable investment to earn an after-tax return equal to that of a tax-exempt investment. The bar chart below highlights the taxable equivalent yield of a four percent tax-exempt yield for various tax brackets. The taxable equivalent yields of municipal bonds can make them more appealing than taxable bonds - especially for investors in higher tax brackets. However, a portion of the income may be subject to the alternative minimum tax as well as state and local taxes.

Tax-Exempt Yield vs. Tax-Equivalent Yield

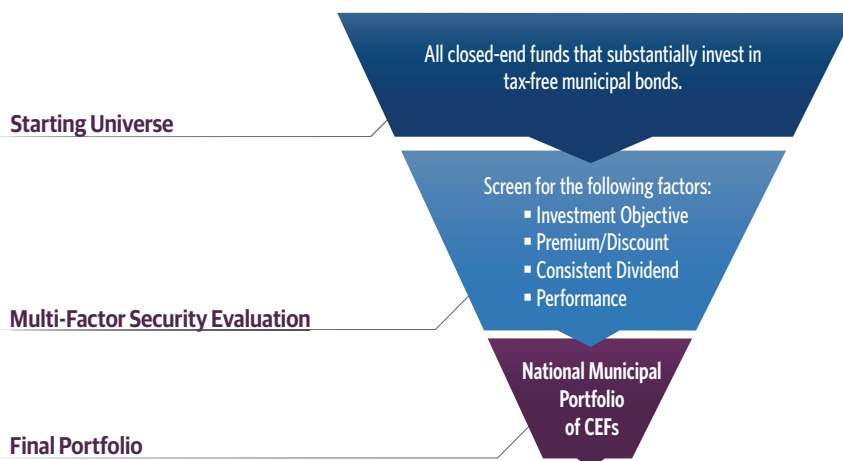


Based on 2025 federal tax rates. Taxable equivalent = (tax-exempt interest rate) x [1/(1-your tax bracket)]. The information contained herein is for educational and illustrative purposes. This chart is not a representation of future yields. Actual yields may be lower or higher than the example. Capital gains, if any, may also be subject to tax. If bonds are purchased at a discount, there will be a larger portion of taxable ordinary income. The tax consequences of distributions may vary by individual investors. Income exempt from regular federal income tax may be subject to the U.S. federal alternative minimum tax, as well as state and local taxes. Investors should consult their tax professional or financial advisor for more information with regard to their specific situation.

Security Selection

Guggenheim Funds Distributors, LLC (the Sponsor) has selected for the portfolio closed-end funds believed to have the best potential to achieve the Trust's investment objective. The Trust seeks to provide monthly income that is exempt from federal income taxes by investing in closed-end funds that invest substantially all of their assets in tax-free municipal bonds.

When selecting closed-end funds for inclusion in this portfolio the Sponsor looks at numerous factors. These factors include, but are not limited to:



Income may be subject to state and local taxes as well as the alternative minimum tax. Capital gains, if any, may also be subject to tax. To the extent that any of the underlying closed-end funds invest in anything other than municipal securities, investors may be subject to federal taxes as well.

National Municipal Portfolio of CEFs, Series 67

PORTFOLIO SUMMARY

Inception Date	5.5.2025
Termination Date	5.5.2027
Initial Offer Price	\$10.00
Number of Issues	32
Historical Annual Dividend Distribution ¹	\$0.5907
Distributions	25th day of each month commencing on 5.25.2025, if any

TICKETING INFORMATION - CUSIPS

Cash	40178J225
Reinvest	40178J233
Fee/Cash	40178J241
Fee/Reinvest	40178J258
Ticker	CENMQX

SALES CHARGES AND ESTIMATED EXPENSES

The sales charges (S/C) and estimated expenses are based on a \$10 per unit offering price.

	Standard	Fee/Wrap ²
Deferred S/C ³	2.25%	-
Creation and Development (C&D) Fee	0.50%	0.50%
Total S/C	2.75%	0.50%
Estimated Organization Expenses ⁴	0.12%	0.12%
Estimated Annual Fund Operating Expenses ⁵	3.34%	3.34%

¹The Historical Annual Dividend Distribution (HADD) is as of the day prior to trust deposit and subject to change. There is no guarantee the issuers of the securities included in the Trust will declare dividends or distributions in the future. The HADD of the securities included in the Trust is for illustrative purposes only and is not indicative of the Trust's distribution rate. The HADD is the weighted average of the trailing twelve-month distributions paid by the securities included in the portfolio and is reduced to account for the effects of fees and expenses, which will be incurred when investing in the Trust. The HADD will vary due to certain factors that may include, but are not limited to, a change in the dividends paid by issuers, a change in Trust expenses or the sale or maturity of securities in the portfolio. ²Fee/Wrap-based accounts will not be assessed the deferred sales charge for eligible purchases and must purchase units with a Fee-based CUSIP. For unit prices other than \$10, percentage of the C&D fee will vary. ³The deferred sales charge (DSC) is a fixed amount and will be deducted in monthly installments on the last business day commencing September 2025 and ending November 2025 or upon early redemption. For unit prices other than \$10, percentages of C&D fees, and DSCs will vary but in no event will the maximum sales charge (S/C) exceed the total S/C. Early redemption of units will still cause payment of the DSC. However, an initial sales charge, which is equal to the difference between the maximum S/C and the sum of any remaining deferred S/C charges and C&D, will be charged if the price paid for units exceeds \$10 per unit. ⁴Estimated Organization Expenses are assessed on a fixed dollar amount per unit basis, therefore, actual organization costs may be more or less than estimates. For additional information on organizational costs and potential caps, please see the prospectus. ⁵Trust operating expenses include fees for administration, bookkeeping, the trustee, sponsor, and evaluator. This expense also includes an estimated Trust operating expense based upon an estimated trust size. If the Trust does not reach or falls below the estimated size, the actual amount of the operating expenses may exceed the amount reflected. Please see "Fees and Expenses" in the Trusts prospectus for additional information.

PORTFOLIO HOLDINGS

Holdings are as of 5.2.2025 and subject to change.

Symbol	Company Name
VFL	abrdr National Municipal Income Fund
AFB	AllianceBernstein National Municipal Income Fund, Inc.
MHD	BlackRock MuniHoldings Fund, Inc.
MUE	BlackRock MuniHoldings Quality Fund II, Inc.
MVT	BlackRock MuniVest Fund II, Inc.
MQY	BlackRock MuniYield Quality Fund, Inc.
MYI	BlackRock MuniYield Quality Fund III, Inc.
DMB	BNY Mellon Municipal Bond Infrastructure Fund, Inc.
EIM	Eaton Vance Municipal Bond Fund
EVN	Eaton Vance Municipal Income Trust
EOT	Eaton Vance National Municipal Opportunities Trust
VMO	Invesco Municipal Opportunity Trust
VKQ	Invesco Municipal Trust
IQI	Invesco Quality Municipal Income Trust
VGM	Invesco Trust for Investment Grade Municipals
IIM	Invesco Value Municipal Income Trust
NBH	Neuberger Berman Municipal Fund, Inc.
NVG	Nuveen AMT-Free Municipal Credit Income Fund
NUW	Nuveen AMT-Free Municipal Value Fund

RISK CONSIDERATIONS: (continued) • The Trust includes CEFs, which are subject to various risks, including management's ability to meet the CEF's investment objective and to manage CEF's portfolio during periods of market turmoil and as investors' perceptions regarding CEFs or their underlying investments change. CEFs are not redeemable at the option of the shareholder and they may trade in the market at a discount to their net asset value. CEFs may also employ the use of leverage which increases risk and volatility. • The CEFs are subject to annual fees and expenses, including a management fee. Unitholders of the Trust will bear these fees in addition to the fees and expenses of the Trust. • The value of the fixed-income securities in the CEFs will generally fall if interest rates, in general, rise. Typically, fixed-income securities with longer periods before maturity are more sensitive to interest rate changes. • A CEF or an issuer of securities held by a CEF may be unwilling or unable to make principal payments and/or to declare distributions in the future, may call a security before its stated maturity, may reduce the level of distributions declared, or may suspend dividends. This may result in a reduction in the value of your units. • At any point in time, the financial condition of a CEF or an issuer of securities held by a CEF may worsen, resulting in a reduction in the value of your units. • CEFs held by the Trust invest in municipal bonds, which are fixed rate debt obligations that generally decline in value with increases in interest rates, an insurer's worsening financial condition, a drop in bond ratings or when there is a decrease in federal income tax rates. Municipal bonds may be subject to the alternative minimum tax on individuals, as well as state and local taxes. • Economic conditions may lead to limited liquidity and greater volatility. • The Trust may be susceptible to potential risks through breaches in cybersecurity. • The Trust is subject to risks arising from various operational factors and their service providers. Although the Trust seeks to reduce operational risks through controls and procedures, there is no way to completely protect against such risks. **Please see the Trust prospectus for more complete risk information.**

Symbol	Company Name
NEA	Nuveen AMT-Free Quality Municipal Income Fund
NDMO	Nuveen Dynamic Municipal Opportunities Fund
NZF	Nuveen Municipal Credit Income Fund
NMCO	Nuveen Municipal Credit Opportunities Fund
NMZ	Nuveen Municipal High Income Opportunity Fund
NUV	Nuveen Municipal Value Fund, Inc.
NAD	Nuveen Quality Municipal Income Fund
NXP	Nuveen Select Tax-Free Income Portfolio
MMD	NYLI MacKay DefinedTerm Muni Opportunities Fund
PML	PIMCO Municipal Income Fund II
MAV	Pioneer Municipal High Income Advantage Fund, Inc.
PMO	Putnam Municipal Opportunities Trust
MMU	Western Asset Managed Municipals Fund, Inc.

Unit Investment Trusts are fixed, not actively managed and should be considered as part of a long-term strategy. UITs are subject to annual fund operating expenses in addition to the sales charges. Investors should consult an attorney or tax advisor regarding tax consequences associated with an investment from one series to the next, if available and with the purchase or sales of units. The federal tax advice contained herein was not intended or written to be used, and it cannot be used by any taxpayer, for the purpose of avoiding penalties that may be imposed on the taxpayer; the advice was written to support the promotion or marketing of the matters addressed, and the taxpayers should seek advice based on the taxpayer's particular circumstances from an independent tax advisor. Guggenheim Funds Distributors, LLC does not offer tax advice.

This material is not intended as a recommendation or as investment advice of any kind, including in connection with rollovers, transfers, and distributions. Such material is not provided in a fiduciary capacity, may not be relied upon for or in connection with the making of investment decisions, and does not constitute a solicitation of an offer to buy or sell securities. All content has been provided for informational or educational purposes only and is not intended to be and should not be construed as legal or tax advice and/or a legal opinion. Always consult a financial, tax and/or legal professional regarding your specific situation.

Read the Trust's prospectus carefully before investing. It contains the Trust's investment objectives, risks, charges, expenses and other information, which should be considered carefully before investing. Obtain a prospectus at [GuggenheimInvestments.com](https://www.guggenheiminvestments.com).

Guggenheim Funds Distributors, LLC

Member FINRA/SIPC

5/2025 UIT-FCT-DCEN-067 #xxxxx