

Dow 10 Portfolio, Series 45

Investment Objective

The Dow 10 Portfolio, Series 45 (Trust) seeks to provide current income with the potential for capital appreciation.

Key Considerations

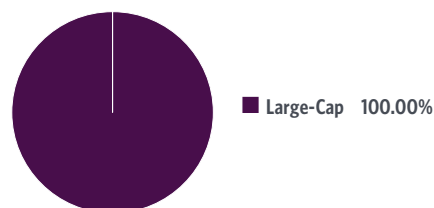
- **Invest in Industry Leaders:** The trust selects its holdings from the Dow Jones Industrial Average® which is composed of 30 large, widely held, financially sound companies.
- **Buy at Attractive Entry Points:** Using dividend yield, the trust seeks to buy blue chip companies at attractive prices.
- **Sell with Discipline:** The trust's defined maturity date helps investors remove emotion from the sell decision.

Past performance does not guarantee future results. There is no guarantee that these trends and projections will continue or come to fruition and they are subject to change.

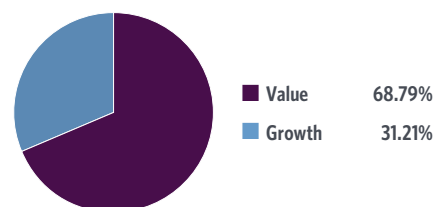
Portfolio Allocation

Breakdown is as of 4.1.2021 and subject to change.

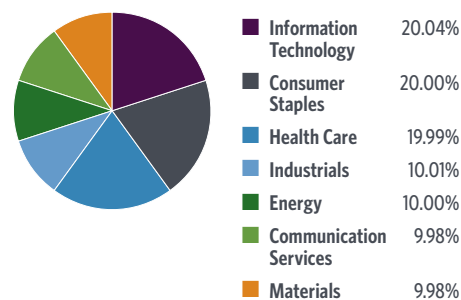
CAPITALIZATION BREAKDOWN



STYLE BREAKDOWN



SECTOR BREAKDOWN













Outperformance Potential from High-Quality Stocks

The Dow 10 Strategy seeks to provide exposure to high-quality, blue chip stocks that may be poised for price appreciation over the term of the trust. The trust employs a recognized "Dogs of the Dow" strategy, which uses a starting universe of the Dow Jones Industrial Average® (DJIA), an index composed of 30 large, widely held and financially sound companies, and invests equally in the 10 companies with the highest dividend yield for a 15-month holding period.

PORTFOLIO HOLDINGS AND DIVIDEND YIELDS

Holdings and dividend yields are as of 3.31.2021 and subject to change.

Company name	Dividend Yield ¹
 Chevron Corporation (CVX)	4.92%
 International Business Machines Corporation (IBM)	4.89%
 Dow, Inc. (DOW)	4.38%
 Verizon Communications, Inc. (VZ)	4.27%
 Walgreens Boots Alliance, Inc. (WBA)	3.39%
 Merck & Company, Inc. (MRK)	3.27%
 The Coca-Cola Company (KO)	3.13%
 3M Company (MMM)	3.06%
 Cisco Systems, Inc. (CSCO)	2.78%
 Amgen, Inc. (AMGN)	2.64%

MARKET INDICES AND DIVIDEND YIELDS

Index Name	Dividend Yield ¹
Dow Jones Industrial Average®	1.85%
S&P 500®	1.46%

¹Source: Bloomberg, 3.31.2021.

The logos listed are trademarks of their respective owners and are used for illustrative purposes only and should not be construed as an endorsement or affiliation with Guggenheim Investments.

Dow 10 Portfolio, Series 45

PORTFOLIO SUMMARY

Inception Date	4.5.2021
Termination Date	7.6.2022
Initial Offer Price	\$10.00
Number of Issues	10
Historical Annual Dividend Distribution²	\$0.3280
Distributions	25th day of each month commencing on 4.25.2021, if any

SALES CHARGES

Sales Charge (S/C) is based on a \$10 per unit offering price.

Standard Accounts	Amount Per Unit	Percentage of Public Offering Price
Deferred S/C³	\$0.135	1.35%
Creation and Development (C&D) Fee	\$0.050	0.50%
Total S/C	\$0.185	1.85%
Fee/Wrap Accounts⁴		
Creation and Development (C&D) Fee	\$0.050	0.50%
Total S/C	\$0.050	0.50%

TICKETING INFORMATION

CUSIP (cash payment)	40176X325
CUSIP (reinvestment accounts)	40176X333
CUSIP (fee-cash)	40176X341
CUSIP (fee-reinvest)	40176X358
Ticker	CDOWTX

²The Historical Annual Dividend Distribution (HADD) is as of the day prior to trust deposit and subject to change. There is no guarantee the issuers of the securities included in the Trust will declare dividends or distributions in the future. **Due to the negative economic impact across many industries caused by the recent COVID-19 outbreak, certain issuers of the securities included in the Trust may elect to reduce the amount of, or cancel entirely, dividends and/or distributions paid in the future. As a result, the HADD figure will likely be higher, and in some cases significantly higher, than the actual distribution rate achieved by the Trust.** The HADD of the securities included in the Trust is for illustrative purposes only and is not indicative of the Trust's distribution rate. The HADD is the weighted average of the trailing twelve-month distributions paid by the securities included in the portfolio and is reduced to account for the effects of fees and expenses, which will be incurred when investing in the Trust. The HADD will vary due to certain factors that may include, but are not limited to, a change in the dividends paid by issuers, a change in Trust expenses or the sale or maturity of securities in the portfolio. ³The deferred sales charge (DSC) is a fixed amount and will be deducted in monthly installments on the last business day commencing August 2021 and ending October 2021 or upon early redemption. For unit prices other than \$10, percentages of C&D fees, and DSCs will vary but in no event will the maximum sales charge (S/C) exceed the total S/C. Early redemption of units will still cause payment of the DSC. However, an initial sales charge, which is equal to the difference between the maximum S/C and the sum of any remaining deferred S/C charges and C&D, will be charged if the price paid for units exceeds \$10 per unit. ⁴For unit prices other than \$10, percentage of the C&D fee will vary.

The "Dow Jones Industrial Average" is a product of S&P Dow Jones Indices LLC (SPDJI), and has been licensed for use by Guggenheim Funds Distributors, LLC. Standard & Poor's[®] and S&P[®] are registered trademarks of Standard & Poor's Financial Services LLC (S&P); DJIA[®], The Dow[®], Dow Jones[®] and Dow Jones Industrial Average[®] are trademarks of Dow Jones Trademark Holdings LLC (Dow Jones); and these trademarks have been licensed for use by SPDJI and sublicensed for certain purposes by Guggenheim Funds Distributors, LLC. The Portfolio is not sponsored, endorsed, sold or promoted by SPDJI, Dow Jones, S&P, their respective affiliates, and none of such parties make any representation regarding the advisability of investing in the Portfolio.

INDEX DEFINITIONS: The **S&P 500[®] Index** is a capitalization-weighted index of 500 stocks. The Index is designed to measure performance of the broad domestic economy through changes in the aggregate market value of 500 stocks representing all major industries. The **Dow Jones Industrial Average[®] (DJIA) Index** is a price-weighted index of 30 stocks compiled by Dow Jones & Company.

The **Dow 10 Portfolio, Series 45** is a **Unit Investment Trust**.

RISK CONSIDERATIONS: As with all investments, you may lose some or all of your investment in the Trust. No assurance can be given that the Trust's investment objective will be achieved. The Trust also might not perform as well as you expect. This can happen for reasons such as these: • Securities prices can be volatile. The value of your investment may fall over time. Market value fluctuates in response to various factors. Changes in legal, political, regulatory, tax and economic conditions may cause fluctuations in markets and securities prices, which could negatively impact the value of the Trust. Events such as war, terrorism, natural and environmental disasters and the spread of infectious illnesses or other public health emergencies may adversely affect the economy, various markets and issuers. Recently, the outbreak of a novel and highly contagious form of

coronavirus ("COVID-19") has adversely impacted global commercial activity and contributed to significant volatility in certain markets. Many governments and businesses have instituted quarantines and closures, which has resulted in significant disruption in manufacturing, supply chains, consumer demand and economic activity. The potential impacts are increasingly uncertain, difficult to assess and impossible to predict, and may result in significant losses. Any adverse event could materially and negatively impact the value and performance of trust and the Trust's ability to achieve its investment objectives. • The Trust invests significantly in the consumer staples sector. The factors that impact the consumer staples sector will likely have a greater effect on this Trust than on a more broadly diversified trust. General risks of companies in the consumer staples sector include cyclicalities of revenues and earnings, economic recession, currency fluctuations, changing consumer tastes, extensive competition, product liability litigation and increased government regulation. A weak economy and its effect on consumer spending would adversely affect companies in the consumer staples sector. • The Trust invests significantly in the information technology sector. The factors that impact the information technology sector will likely have a greater effect on this Trust than on a more broadly diversified trust. Companies involved in this sector must contend with rapid changes in technology, intense competition, government regulation and the rapid obsolescence of products and services. Sector predictions may not materialize and the companies selected for the Trust may not represent the entire sector and may not participate in the overall sector growth. • Share prices or dividend rates on the securities in the Trust may decline during the life of the Trust and there is no guarantee that the issuers of the securities will declare dividends in the future and, if declared, whether they will remain at current levels or increase over time. • The Trust may be susceptible to potential risks through breaches in cybersecurity. • The Trust is subject to risks arising from various operational factors and their service providers. Although the Trust seeks to reduce operational

risks through controls and procedures, there is no way to completely protect against such risks. • Inflation may lead to a decrease in the value of assets or income from investments. **Please see the Trust prospectus for more complete risk information.**

Unit Investment Trusts are fixed, not actively managed and should be considered as part of a long-term strategy. Investors should consider their ability to invest in successive portfolios, if available, at the applicable sales charge. UITs are subject to annual fund operating expenses in addition to the sales charge. Investors should consult an attorney or tax advisor regarding tax consequences associated with an investment from one series to the next, if available, and with the purchase or sale of units. Guggenheim Funds Distributors, LLC does not offer tax advice.

This material is not intended as a recommendation or as investment advice of any kind, including in connection with rollovers, transfers, and distributions. Such material is not provided in a fiduciary capacity, may not be relied upon for or in connection with the making of investment decisions, and does not constitute a solicitation of an offer to buy or sell securities. All content has been provided for informational or educational purposes only and is not intended to be and should not be construed as legal or tax advice and/or a legal opinion. Always consult a financial, tax and/or legal professional regarding your specific situation.

Read the Trust's prospectus carefully before investing. It contains the Trust's investment objectives, risks, charges, expenses and other information, which should be considered carefully before investing. Obtain a prospectus at GuggenheimInvestments.com.

Guggenheim Funds Distributors, LLC

Member FINRA/SIPC

4/2021 UIT-FCT-DDP-045 #47546