

Dividend Growth Portfolio, Series 29

Investment Objective

The Dividend Growth Portfolio, Series 29 (Trust) seeks to provide dividend income potential coupled with the potential for long-term capital appreciation.

Key Considerations

- **Dividend Growth:** The security selection seeks to identify companies with five years of year-over-year dividend growth. This portfolio's securities have increased their dividends by approximately 8% each year.¹ However, dividend growth levels may not be maintained.
- **Attractive Income Potential:** The Trust seeks to provide an element of income and financial stability by selecting companies with a steady track record of dividend growth.
- **Hedge Volatility with Quality:** Guggenheim believes high quality stocks that have a track record of strong, consistent profitability offer the potential to demonstrate performance leadership in periods of rising market volatility.

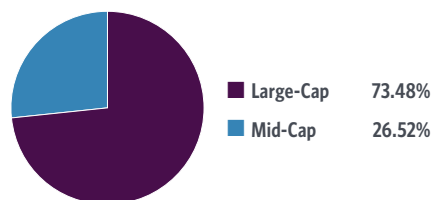
Past performance does not guarantee future results. There is no guarantee that these trends and projections will come to fruition and they are subject to change.

¹ FactSet, 2/17/2026.

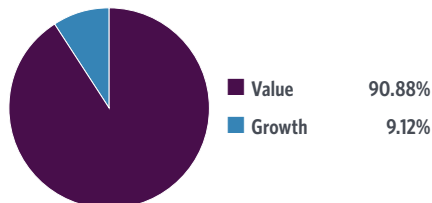
Portfolio Allocation

Breakdown and weightings are as of 2.18.2026 and subject to change.

CAPITALIZATION BREAKDOWN



STYLE BREAKDOWN



The Dividend Growth Portfolio, Series 29 is a Unit Investment Trust.

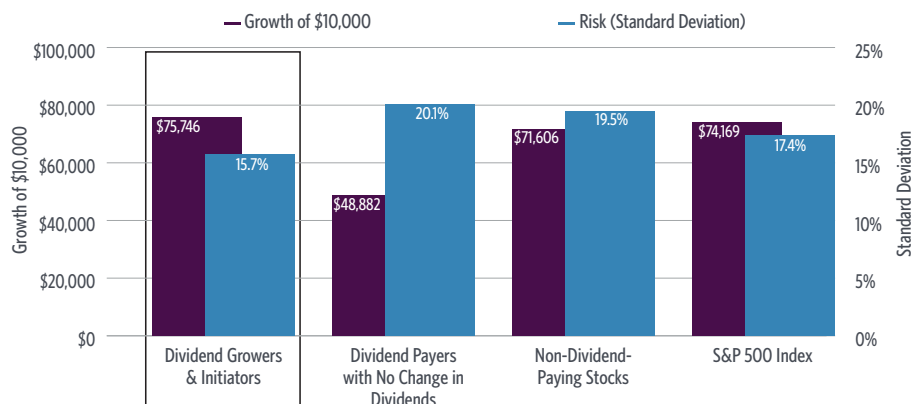
INDEX DEFINITIONS: The S&P 500® Index is a capitalization-weighted index of 500 stocks. The index is designed to measure performance of the broad domestic economy through changes in the aggregate market value of 500 stocks representing all major industries. The index is unmanaged. It is not possible to invest directly in the index.

Dividend Growers: Attractive Returns with Less Risk

Guggenheim believes companies that regularly distribute dividends generally demonstrate financial strength as well as a commitment to shareholders. Historically, dividend growth stocks have provided attractive returns with reduced volatility compared to their peers, as seen in the chart below.

In recognition of the important role that the growth of dividends can play in a portfolio, Guggenheim offers the Dividend Growth Portfolio. This Trust seeks to provide a portfolio of equities with growing dividends and strong fundamentals.

S&P 500® INDEX COMPANIES BY DIVIDEND POLICY – GROWTH OF \$10,000 & RISK



Past performance is no guarantee of future results. Source: Guggenheim Investments, FactSet, 12.31.2005-12.31.2025. A company's dividend policy is determined by its indicated annual dividend. A stock is classified as a dividend-paying stock if the company indicates that it is going to be paying a dividend within the year. Dividend-paying stocks are further classified into one of three categories based on changes to their dividend policy over the previous 12 months. **Dividend Growers and Initiators** are defined as companies that have increased their dividend anytime in the last 12 months. Once an increase occurs, it remains classified as a grower for 12 months or until another change in dividend policy. **Dividend Payers with No Change in Dividends** are those companies that have maintained their existing indicated annual dividend for the last 12 months. A stock is classified as a **Non-Dividend Payer** if the stock's indicated annual dividend is zero. **Standard Deviation** is a measure of historical volatility that indicates the degree to which an investment's returns fluctuate around its average return. Generally, a higher standard deviation indicates a more risky investment. All indices are equal-weighted indices based on monthly total returns.

Security Selection

Starting Universe

All U.S. dividend-paying equities.

Multi-Factor Quality Evaluation

- Screen for the following quantitative factors:
- Five years of year-over-year dividend growth
 - Share price greater than \$5
 - Dividend yield greater than 1.5%

Portfolio Construction

- Identify companies for qualitative factors:
- Cash-flow adequacy
 - Balance sheet
 - Valuation
 - Industry leadership
 - Growth

Final Portfolio

Dividend Growth Portfolio

Dividend Growth Portfolio, Series 29

PORTFOLIO SUMMARY

Inception Date	2.19.2026
Termination Date	2.19.2031
Initial Offer Price	\$10.00
Number of Issues	30
Historical Annual Dividend Distribution²	\$0.2251
Distributions	25th day of each month commencing on 3.25.2026, if any

TICKETING INFORMATION - CUSIPS

Cash	40178P320
Reinvest	40178P338
Fee/Cash	40178P346
Fee/Reinvest	40178P353
Ticker	CDGPDX

SALES CHARGES AND ESTIMATED EXPENSES

The sales charges (S/C) and estimated expenses are based on a \$10 per unit offering price.

	Standard	Fee/Wrap ³
Deferred S/C ⁴	3.45%	-
Creation and Development (C&D) Fee	0.50%	0.50%
Total S/C	3.95%	0.50%
Estimated Organization Expenses ⁵	0.24%	0.24%
Estimated Annual Fund Operating Expenses ⁶	0.22%	0.22%

PORTFOLIO HOLDINGS

Holdings, breakdown, and weightings are as of 2.18.2026 and subject to change.

Symbol	Company Name
Common Stocks (93.30%)	
Communication Services (3.34%)	
VZ	Verizon Communications, Inc.
Consumer Discretionary (9.96%)	
DPZ	Domino's Pizza, Inc.
HD	Home Depot, Inc.
MCD	McDonald's Corporation
Consumer Staples (13.35%)	
KO	Coca-Cola Company
MDLZ	Mondelez International, Inc.
PEP	PepsiCo, Inc.
PG	Procter & Gamble Company
Energy (3.33%)	
XOM	Exxon Mobil Corporation
Financials (13.35%)	
HIG	Hartford Insurance Group, Inc.
MS	Morgan Stanley
RF	Regions Financial Corporation
TRV	Travelers Companies, Inc.
Health Care (10.05%)	
MDT	Medtronic PLC
MRK	Merck & Company, Inc.
PFE	Pfizer, Inc.

Symbol	Company Name
Industrials (19.92%)	
CSX	CSX Corporation
CMI	Cummins, Inc.
FDX	FedEx Corporation
HON	Honeywell International, Inc.
NOC	Northrop Grumman Corporation
WM	Waste Management, Inc.
Information Technology (6.62%)	
ACN	Accenture PLC
IBM	International Business Machines Corporation
Utilities (13.38%)	
LNT	Alliant Energy Corporation
DUK	Duke Energy Corporation
NI	NiSource, Inc.
WEC	WEC Energy Group, Inc.
Real Estate Investment Trusts (6.70%)	
Real Estate (6.70%)	
PLD	Prologis, Inc.
REG	Regency Centers Corporation

²The Historical Annual Dividend Distribution (HADD) is as of the day prior to trust deposit and subject to change. There is no guarantee the issuers of the securities included in the Trust will declare dividends or distributions in the future. The HADD of the securities included in the Trust is for illustrative purposes only and is not indicative of the Trust's distribution rate. The HADD is the weighted average of the trailing twelve-month distributions paid by the securities included in the portfolio and is reduced to account for the effects of fees and expenses, which will be incurred when investing in the Trust. The HADD will vary due to certain factors that may include, but are not limited to, a change in the dividends paid by issuers, a change in Trust expenses or the sale or maturity of securities in the portfolio. ³Fee/Wrap-based accounts will not be assessed the deferred sales charge for eligible purchases and must purchase units with a Fee-based CUSIP. For unit prices other than \$10, percentage of the C&D fee will vary. ⁴The deferred sales charge (DSC) is a fixed amount and will be deducted in monthly installments on the last business day of September 2026, October 2026 and January 2027 or upon early redemption. For unit prices other than \$10, percentages of C&D fees, and DSCs will vary but in no event will the maximum sales charge (S/C) exceed the total S/C. Early redemption of units will still cause payment of the DSC. However, an initial sales charge, which is equal to the difference between the maximum S/C and the sum of any remaining deferred S/C charges and C&D, will be charged if the price paid for units exceeds \$10 per unit. ⁵Estimated Organization Expenses are assessed on a fixed dollar amount per unit basis, therefore, actual organization costs may be more or less than estimates. For additional information on organizational costs and potential caps, please see the prospectus. ⁶Trust operating expenses include fees for administration, bookkeeping, the trustee, sponsor, and evaluator. This expense also includes an estimated Trust operating expense based upon an estimated trust size. If the Trust does not reach or falls below the estimated size, the actual amount of the operating expenses may exceed the amount reflected. Please see "Fees and Expenses" in the Trusts prospectus for additional information.

RISK CONSIDERATIONS: As with all investments, you may lose some or all of your investment in the Trust. No assurance can be given that the Trust's investment objective will be achieved. The Trust also might not perform as well as you expect. This can happen for reasons such as these: • Securities prices can be volatile. The value of your investment may fall over time. Market values of the Trust's securities fluctuate in response to various factors affecting an issuer. Events such as war, terrorism, natural and environmental disasters and public health emergencies are impossible to predict and may adversely affect the economy which may negatively impact the performance of the Trust and the Trust's ability to achieve its investment objectives. • The Trust invests significantly in the consumer products sector; as a result, the factors that impact the consumer products sector will likely have a greater effect on this Trust than on a more broadly diversified trust. • The Trust invests in dividend-paying securities. The Trust's investment in dividend-paying securities could cause the Trust to underperform similar funds that invest without consideration of a company's track record of paying dividends. Securities of companies with a history of paying dividends may not participate in a broad market advance to the same degree as most other securities, and a sharp rise in interest

rates or economic downturn could cause a company to unexpectedly reduce or eliminate its dividend. There is no guarantee that the issuers of the securities held by the Trust will declare dividends in the future or that, if declared, they will remain at their current levels or increase over time. • The Trust invests in securities issued by mid-cap companies, which may have limited product lines, markets or financial resources and may be more vulnerable to adverse general market or economic developments. • The Trust may be susceptible to potential risks through breaches in cybersecurity. • The Trust is subject to risks arising from various operational factors and their service providers. Although the Trust seeks to reduce operational risks through controls and procedures, there is no way to completely protect against such risks. **Please see the Trust prospectus for more complete risk information.**

Unit Investment Trusts are fixed, not actively managed and should be considered as part of a long-term strategy. Investors should consider their ability to invest in successive portfolios, if available, at the applicable sales charge. UITs are subject to annual fund operating expenses in addition to the sales charge. Investors should consult an attorney or tax advisor regarding tax consequences associated with

an investment from one series to the next, if available, and with the purchase or sale of units. Guggenheim Funds Distributors, LLC does not offer tax advice.

This material is not intended as a recommendation or as investment advice of any kind, including in connection with rollovers, transfers, and distributions. Such material is not provided in a fiduciary capacity, may not be relied upon for or in connection with the making of investment decisions, and does not constitute a solicitation of an offer to buy or sell securities. All content has been provided for informational or educational purposes only and is not intended to be and should not be construed as legal or tax advice and/or a legal opinion. Always consult a financial, tax and/or legal professional regarding your specific situation.

Read the Trust's prospectus carefully before investing. It contains the Trust's investment objectives, risks, charges, expenses and other information, which should be considered carefully before investing. Obtain a prospectus at GuggenheimInvestments.com.

Guggenheim Funds Distributors, LLC

Member FINRA/SIPC

2/2026 UIT-FCT-DGP-029 #67750

NOT FDIC INSURED | NOT BANK GUARANTEED | MAY LOSE VALUE

GuggenheimInvestments.com