

Health Care Portfolio, Series 33

Investment Objective

The Health Care Portfolio, Series 33 (Trust) seeks to maximize total return through capital appreciation with a secondary objective of current income.

Key Considerations

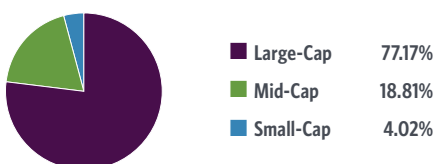
- **Diversification:** The Trust seeks to provide concentrated exposure to the health care sector while remaining diversified across the following key industries: Biotechnology, Pharmaceuticals, Health Care Equipment & Supplies, Health Care Providers & Services, Health Care Technology, and Life Sciences Tools & Services.¹
- **Defensive Growth:** Health care is a defensive sector that offers services that consumers need regardless of business cycle and may be resistant to economic phases. Over the last 10 years (7.1.2012-6.30.2022), the health care sector has outperformed the broader index, providing higher returns than the overall market.²
- **Innovations in Medicine:** Nearly 50% of the portfolio is invested in pharmaceuticals and biotechnology stocks that may offer high upside potential from medical breakthroughs.³

¹ Diversification neither assures a profit nor eliminates the risk of experiencing investment losses. ² Morningstar, 6.30.2022. ³ FactSet, 7.11.2022.

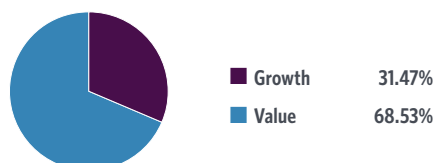
PORTFOLIO ALLOCATION

Breakdowns and weighting are as of 7.12.2022 and subject to change.

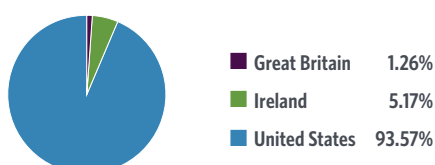
CAPITALIZATION BREAKDOWN



STYLE BREAKDOWN



COUNTRY (HEADQUARTERED) WEIGHTINGS

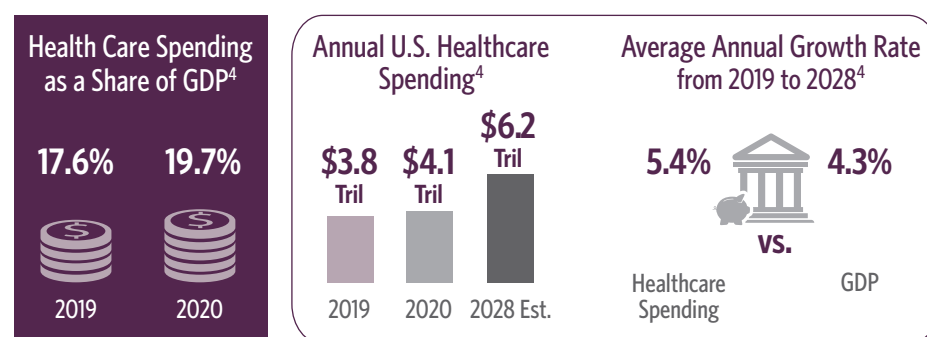


A Defensive Sector with Opportunity for Growth

The importance of the health care industry has never been greater than today in helping the global population address pressing issues related to aging, chronic disease, and promoting general wellness. Meeting these challenges, the sector has continuously demonstrated tremendous advancements in areas related to medical discoveries, health care management, and improving access to care. As shown in the graphic below, U.S. health care spending increased by 9.7% to \$4.1 trillion in 2020, rising at a much faster rate than experienced in 2019.

To provide investors exposure to what Guggenheim believes is an attractive investment opportunity in the medical industry, Guggenheim offers the Health Care Portfolio with core holdings diversified across several health care sub-industries.

National Health Care Spending to Outpace GDP Growth⁴



⁴ CMS' National Health Expenditure Fact Sheet, 12.15.2021. Past performance is not a guarantee of future results. There is no guarantee that the trends and projections noted above will continue or come to fruition and they are subject to change.

PORTFOLIO HOLDINGS

Holdings, breakdown, and weightings are as of 7.12.2022 and subject to change.

Symbol	Company Name	Symbol	Company Name
Biotechnology (21.87%)			
ABBV	AbbVie, Inc.	COO	The Cooper Companies, Inc.
BIIB	Biogen, Inc.	ZBH	Zimmer Biomet Holdings, Inc.
GILD	Gilead Sciences, Inc.	Health Care Providers & Services (8.84%)	
HZNP	Horizon Therapeutics PLC	CVS	CVS Health Corporation
INCY	Incyte Corporation	HUM	Humana, Inc.
LGND	Ligand Pharmaceuticals, Inc.	LH	Laboratory Corporation of America Holdings
REGN	Regeneron Pharmaceuticals, Inc.	Health Care Technology (1.56%)	
VRTX	Vertex Pharmaceuticals, Inc.	VEEV	Veeva Systems, Inc.
Health Care Equipment & Supplies (31.43%)			
ABT	Abbott Laboratories	Life Sciences Tools & Services (11.11%)	
BAX	Baxter International, Inc.	CRL	Charles River Laboratories International, Inc.
BSX	Boston Scientific Corporation	DHR	Danaher Corporation
EW	Edwards Lifesciences Corporation	IQV	IQVIA Holdings, Inc.
ICUI	ICU Medical, Inc.	TMO	Thermo Fisher Scientific, Inc.
IDXX	IDEXX Laboratories, Inc.	Pharmaceuticals (25.19%)	
LIVN	LivaNova PLC	BMJ	Bristol-Myers Squibb Company
MDT	Medtronic PLC	LLY	Eli Lilly & Company
OMCL	Omniceil, Inc.	JAZZ	Jazz Pharmaceuticals PLC
RMD	ResMed, Inc.	JNJ	Johnson & Johnson
SYK	Stryker Corporation	MRK	Merck & Company, Inc.
		PFE	Pfizer, Inc.
		ZTS	Zoetis, Inc.

Health Care Portfolio, Series 33

PORTFOLIO SUMMARY

Inception Date	7.13.2022
Termination Date	7.15.2024
Initial Offer Price	\$10.00
Number of Issues	36
Historical Annual Dividend Distribution⁵	\$0.0983
Distributions	25th day of each month commencing on 8.25.2022, if any

SALES CHARGES

Sales Charge (S/C) is based on a \$10 per unit offering price.

Standard Accounts	Amount Per Unit	Percentage of Public Offering Price
Deferred S/C⁶	\$0.225	2.25%
Creation and Development (C&D) Fee	\$0.050	0.50%
Total S/C	\$0.275	2.75%
Fee/Wrap Accounts⁷		
Creation and Development (C&D) Fee	\$0.050	0.50%
Total S/C	\$0.050	0.50%

TICKETING INFORMATION - CUSIPS

Cash	40177J440
Reinvest	40177J457
Fee/Cash	40177J465
Fee/Reinvest	40177J473
Ticker	CHCRHX

⁵ The Historical Annual Dividend Distribution (HADD) is as of the day prior to trust deposit and subject to change. There is no guarantee the issuers of the securities included in the Trust will declare dividends or distributions in the future. **Due to the negative economic impact across many industries caused by COVID-19, certain issuers of the securities included in the Trust may elect to reduce the amount of, or cancel, dividends and/or distributions paid in the future. As a result, the HADD figure may be higher, and in some cases significantly higher, than the actual distribution rate achieved by the Trust.** The HADD of the securities included in the Trust is for illustrative purposes only and is not indicative of the Trust's distribution rate. The HADD is the weighted average of the trailing twelve-month distributions paid by the securities included in the portfolio and is reduced to account for the effects of fees and expenses, which will be incurred when investing in the Trust. The HADD will vary due to certain factors that may include, but are not limited to, a change in the dividends paid by issuers, a change in Trust expenses or the sale or maturity of securities in the portfolio. ⁶ The deferred sales charge (DSC) is a fixed amount and will be deducted in monthly installments on the last business day commencing February 2023 and ending April 2023 or upon early redemption. For unit prices other than \$10, percentages of C&D fees, and DSCs will vary but in no event will the maximum sales charge (S/C) exceed the total S/C. Early redemption of units will still cause payment of the DSC. However, an initial sales charge, which is equal to the difference between the maximum S/C and the sum of any remaining deferred S/C charges and C&D, will be charged if the price paid for units exceeds \$10 per unit. ⁷ For unit prices other than \$10, percentage of the C&D fee will vary.

The Health Care Portfolio, Series 33 is a Unit Investment Trust.

RISK CONSIDERATIONS: As with all investments, you may lose some or all of your investment in the Trust. No assurance can be given that the Trust's investment objective will be achieved. The Trust also might not perform as well as you expect. This can happen for reasons such as these: • Securities prices can be volatile. The value of your investment may fall over time. Market value fluctuates in response to various factors. Changes in legal, political, regulatory, tax and economic conditions may cause fluctuations in markets and securities prices, which could negatively impact the value of the Trust. Events such as war, terrorism, natural and environmental disasters and the spread of infectious illnesses or other public health emergencies may adversely affect the economy, various markets and issuers. COVID-19 or any future public health crisis, is impossible to predict and could result in adverse market conditions which may negatively impact the performance of the Trust and the Trust's ability to achieve its investment objectives. Units of the Trust are not deposits of any bank and are not insured or guaranteed by the Federal Deposit Insurance Corporation or any other government agency. • The Trust is concentrated in the health care sector. The factors that impact the health care sector will likely have a greater effect on this Trust than on a more broadly diversified trust. General risks of companies in the health care sector include extensive competition, generic drug sales, the loss of patent protection, product liability litigation and increased government regulation. • The Trust invests significantly in the securities of biotechnology companies. The factors that impact the biotechnology industry will likely have a greater effect on this Trust than on a more broadly diversified trust. A biotechnology company's valuation can be based on the potential or actual performance of a limited number of products and can be affected if one of its products proves unsafe, ineffective or unprofitable. Biotechnology companies may be adversely affected by the loss or impairment of intellectual property rights or changes in government regulations. • The Trust invests in the securities of health care provider and services companies. The

factors that impact the health care provider and services industry will likely have a greater effect on this Trust than on a more broadly diversified trust. Health care provider and services companies may be affected by regulatory actions or policy changes by government agencies as well as requirements imposed by private entities such as insurance companies; cybersecurity breaches related to client information; demand for services; rising expenses, including malpractice insurance; incorporation of new technology and competition among health providers. • The Trust is concentrated in the securities of pharmaceutical companies. The factors that impact the pharmaceuticals industry will likely have a greater effect on this Trust than on a more broadly diversified trust. Companies in the pharmaceuticals industry can be affected by government approval of products and services, government regulation, reimbursement rates and patent expirations and protection, intense competition, dependency on a limited number of products, obsolescence of products and product liability claims. • The Trust is concentrated in the securities of health care equipment and supplier companies. The factors that impact the health care equipment and supplier industry will likely have a greater effect on this Trust than on a more broadly diversified trust. Health care equipment and supplier companies may be affected by rising costs of medical products, devices and services; an increased emphasis on outpatient services; pricing pressure; extensive government regulations; restrictions on government reimbursement for medical expenses; industry innovation; changes in technologies and litigation. • The Trust includes securities issued by small- and mid-cap companies, which may have limited product lines, markets or financial resources and may be more vulnerable to adverse general market or economic developments. These securities customarily involve more investment risk than large-cap companies. • Share prices or dividend rates on the securities in the Trust may decline during the life of the Trust and there is no guarantee that the issuers of the securities will declare dividends in the future and, if declared, whether they will remain at current levels or increase over time. • The Trust may be susceptible to potential risks through

breaches in cybersecurity. • The Trust is subject to risks arising from various operational factors and their service providers. Although the Trust seeks to reduce operational risks through controls and procedures, there is no way to completely protect against such risks. • Inflation may lead to a decrease in the value of assets or income from investments. **Please see the Trust prospectus for more complete risk information.**

Unit Investment Trusts are fixed, not actively managed and should be considered as part of a long-term strategy. Investors should consider their ability to invest in successive portfolios, if available, at the applicable sales charge. UITs are subject to annual fund operating expenses in addition to the sales charge. Investors should consult an attorney or tax advisor regarding tax consequences associated with an investment from one series to the next, if available, and with the purchase or sale of units. Guggenheim Funds Distributors, LLC does not offer tax advice.

This material is not intended as a recommendation or as investment advice of any kind, including in connection with rollovers, transfers, and distributions. Such material is not provided in a fiduciary capacity, may not be relied upon for or in connection with the making of investment decisions, and does not constitute a solicitation of an offer to buy or sell securities. All content has been provided for informational or educational purposes only and is not intended to be and should not be construed as legal or tax advice and/or a legal opinion. Always consult a financial, tax and/or legal professional regarding your specific situation.

Read the Trust's prospectus carefully before investing. It contains the Trust's investment objectives, risks, charges, expenses and other information, which should be considered carefully before investing. Obtain a prospectus at GuggenheimInvestments.com.

Guggenheim Funds Distributors, LLC

Member FINRA/SIPC

7/2022 UIT-FCT-DHS-033 #53296