

# Floating Rate & Dividend Growth Portfolio, Series 33

## Investment Objective

The Floating Rate & Dividend Growth Portfolio, Series 33 (Trust) seeks to provide current income and, as a secondary objective, the potential for capital appreciation.

## Key Considerations

- **Maximize Current Income Potential:** The portfolio offers investors the potential to maximize their current income through rising dividends coupled with the attractive income potential of floating rate funds.
- **Hedge Interest Rate and Inflation Exposure:** Floating rate securities generally have low price sensitivity to interest rates and are positively correlated to inflation.
- **Dividend Growth:** Approximately 50% of the Trust portfolio constitutes dividend-paying stocks of U.S.-traded companies, which have an average annual dividend growth of nearly 10% over 10 years. However, dividend growth levels may not be maintained.<sup>1</sup>

### Past performance does not guarantee future results.

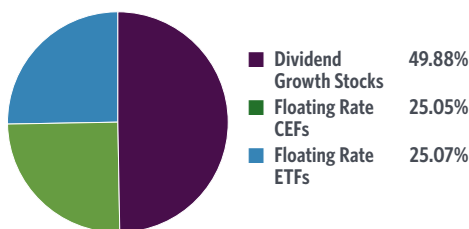
There is no guarantee that these trends and projections will come to fruition and they are subject to change.

<sup>1</sup> FactSet, 11.19.2025.

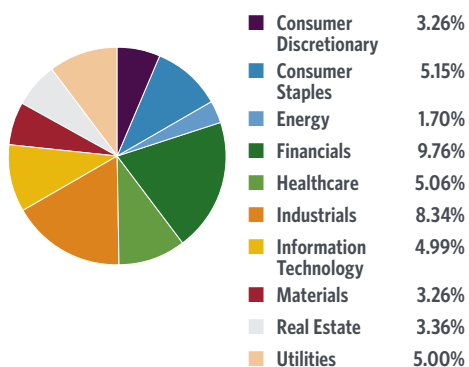
## PORTFOLIO ALLOCATION

Breakdown and weightings are as of 11.21.2025 and subject to change.

### SECURITY TYPE



### SECTOR BREAKDOWN




The sector breakdown excludes the fixed-income ETFs and CEFs and represents 49.88% of the overall portfolio.

## Venturing Beyond Traditional Income Sources

In the search for income, diversifying income investments may allow investors the potential to capture higher yields and total return. To offer investors a diversified income stream, Guggenheim created the Floating Rate & Dividend Growth Portfolio. One half of the Portfolio is comprised of predominately large-cap, quality companies that have a history of at least 10 years of increasing their dividends. The remaining half of the Portfolio is comprised of shares of floating rate closed-end and exchange traded funds, which invest a majority of their assets in individual floating rate senior loans. This floating feature can help to dampen overall volatility since it tends to decrease the security's price sensitivity to changes in interest rates, unlike traditional bonds. A blend of dividend growing equities and floating rate senior loans may offer investors competitive returns with less risk compared to the broader market.

### 20-YEAR ANNUALIZED RISK & RETURN



Source: Morningstar, 11.2005-10.31.2025. Past performance is no guarantee of future results. The chart is for illustrative purposes only; it is not meant to forecast, imply or guarantee the future results of any Guggenheim Investments product. Standard deviation is a statistical measure of the historical volatility of an investment, usually computed using the most recent 36-monthly returns and then annualized. More generally, it is a measure of the extent to which numbers are spread around their average. The higher the number, the more volatility is to be expected. Index definitions found on the following page.

## PORTFOLIO HOLDINGS

Holdings, breakdown, and weightings are as of 11.21.2025 and subject to change.

Symbol	Company Name	Symbol	Company Name
<b>Closed-End Funds (25.05%)</b>			
ACP	abrdn Income Credit Strategies Fund	JPM	JPMorgan Chase & Company
ARDC	Ares Dynamic Credit Allocation Fund, Inc.	MS	Morgan Stanley
DSU	BlackRock Debt Strategies Fund, Inc.	V	Visa, Inc.
FRA	BlackRock Floating Rate Income Strategies Fund, Inc.	<b>Health Care (5.06%)</b>	
BGT	BlackRock Floating Rate Income Trust	GILD	Gilead Sciences, Inc.
BGX	Blackstone Long-Short Credit Income Fund	MRK	Merck & Company, Inc.
EFT	Eaton Vance Floating-Rate Income Trust	PFE	Pfizer, Inc.
EVV	Eaton Vance Ltd Duration Income Fund	<b>Industrials (8.34%)</b>	
EFR	Eaton Vance Senior Floating-Rate Trust	CAT	Caterpillar, Inc.
EVF	Eaton Vance Senior Income Trust	CSX	CSX Corporation
FCT	First Trust Senior Floating Rate Income Fund II	CMI	Cummins, Inc.
FTF	Franklin Ltd Duration Income Trust	NOC	Northrop Grumman Corporation
JQC	Nuveen Credit Strategies Income Fund	WM	Waste Management, Inc.
JFR	Nuveen Floating Rate Income Fund	<b>Information Technology (4.99%)</b>	
XFLT	XAI Octagon Floating Rate Alternative Income Trust	CSCO	Cisco Systems, Inc.
<b>Common Stocks (46.52%)</b>			
<b>Consumer Discretionary (3.26%)</b>			
HD	Home Depot, Inc.	MCHP	Microchip Technology, Inc.
MCD	McDonald's Corporation	QCOM	QUALCOMM, Inc.
<b>Consumer Staples (5.15%)</b>			
KO	Coca-Cola Company	<b>Materials (3.26%)</b>	
COST	Costco Wholesale Corporation	ECL	Ecolab, Inc.
WMT	Walmart, Inc.	LIN	Linde PLC
<b>Energy (1.70%)</b>			
CVX	Chevron Corporation	<b>Utilities (5.00%)</b>	
<b>Financials (9.76%)</b>			
ALL	Allstate Corporation	LNT	Alliant Energy Corporation
BLK	BlackRock, Inc.	DUK	Duke Energy Corporation
ICE	Intercontinental Exchange, Inc.	EVERG	Eversource Energy, Inc.
<b>Exchange Traded Funds (25.07%)</b>			
BKLN	Invesco Senior Loan ETF	FLOT	iShares Floating Rate Bond ETF
SRLN	State Street Blackstone Senior Loan ETF	<b>Real Estate Investment Trusts (3.36%)</b>	
<b>Real Estate (3.36%)</b>			
AMT	American Tower Corporation	PLD	Prologis, Inc.

# Floating Rate & Dividend Growth Portfolio, Series 33

## PORTFOLIO SUMMARY

<b>Inception Date</b>	11.24.2025
<b>Termination Date</b>	11.24.2027
<b>Initial Offer Price</b>	\$10.00
<b>Number of Issues</b>	48
<b>Historical Annual Dividend Distribution<sup>2</sup></b>	\$0.5444
<b>Distributions</b>	25th day of each month commencing on 12.25.2025, if any

## TICKETING INFORMATION - CUSIPS

<b>Cash</b>	40178M426
<b>Reinvest</b>	40178M434
<b>Fee/Cash</b>	40178M442
<b>Fee/Reinvest</b>	40178M459
<b>Ticker</b>	CFRDHX

## SALES CHARGES AND ESTIMATED EXPENSES

The sales charges (S/C) and estimated expenses are based on a \$10 per unit offering price.

	Standard	Fee/Wrap <sup>3</sup>
Deferred S/C <sup>4</sup>	2.25%	-
Creation and Development (C&D) Fee	0.50%	0.50%
Total S/C	2.75%	0.50%
Estimated Organization Expenses <sup>5</sup>	0.32%	0.32%
Estimated Annual Fund Operating Expenses <sup>6</sup>	1.38%	1.38%

<sup>2</sup>The Historical Annual Dividend Distribution (HADD) is as of the day prior to trust deposit and subject to change. There is no guarantee the issuers of the securities included in the Trust will declare dividends or distributions in the future. The HADD of the securities included in the Trust is for illustrative purposes only and is not indicative of the Trust's distribution rate. The HADD is the weighted average of the trailing twelve-month distributions paid by the securities included in the portfolio and is reduced to account for the effects of fees and expenses, which will be incurred when investing in the Trust. The HADD will vary due to certain factors that may include, but are not limited to, a change in the dividends paid by issuers, a change in Trust expenses or the sale or maturity of securities in the portfolio. <sup>3</sup>Fee/Wrap-based accounts will not be assessed the deferred sales charge for eligible purchases and must purchase units with a Fee-based CUSIP. For unit prices other than \$10, percentage of the C&D fee will vary. <sup>4</sup>The deferred sales charge (DSC) is a fixed amount and will be deducted in monthly installments on the last business day commencing June 2026 and ending August 2026 or upon early redemption. For unit prices other than \$10, percentages of C&D fees, and DSCs will vary but in no event will the maximum sales charge (S/C) exceed the total S/C. Early redemption of units will still cause payment of the DSC. However, an initial sales charge, which is equal to the difference between the maximum S/C and the sum of any remaining deferred S/C charges and C&D, will be charged if the price paid for units exceeds \$10 per unit. <sup>5</sup>Estimated Organization Expenses are assessed on a fixed dollar amount per unit basis, therefore, actual organization costs may be more or less than estimates. For additional information on organizational costs and potential caps, please see the prospectus. <sup>6</sup>Trust operating expenses include fees for administration, bookkeeping, the trustee, sponsor, and evaluator. This expense also includes an estimated Trust operating expense based upon an estimated trust size. If the Trust does not reach or falls below the estimated size, the actual amount of the operating expenses may exceed the amount reflected. Please see "Fees and Expenses" in the Trusts prospectus for additional information.

**INDEX DEFINITIONS:** The **Bloomberg U.S. Aggregate Bond Index** measures the investment grade, U.S. dollar-denominated, fixed-rate taxable bond market. The **Morningstar LSTA U.S. Leveraged Loan Index** is a market-value weighted index designed to measure the performance of the U.S. leveraged loan market. The **S&P 500 Dividend Aristocrats Index** measures the performance of the S&P 500 companies that have increased dividends every year for the last 25 consecutive years. The **50/50 Blend of Dividend Growers and Senior Loans** is comprised of the Morningstar LSTA U.S. Leveraged Loan Index and the S&P 500 Dividend Aristocrats Index. The **S&P 500 Index** is designed to measure the performance of the broad domestic economy through changes in the aggregate market value of 500 stocks representing all major industries.

**The Floating Rate & Dividend Growth Portfolio, Series 33 is a Unit Investment Trust.**

**RISK CONSIDERATIONS:** As with all investments, you may lose some or all of your investment in the Trust. No assurance can be given that the Trust's investment objective will be achieved. The Trust also might not perform as well as you expect. This can happen for reasons such as these: • Securities prices can be volatile. The value of your investment may fall over time. Market values of the Trust's securities fluctuate in response to various factors affecting an issuer. Events such as war, terrorism, natural and environmental disasters and public health emergencies are impossible to predict and may adversely affect the economy which may negatively impact the performance of the Trust and the Trust's ability to achieve its investment objectives. • The Trust invests in dividend-paying securities, which could cause the Trust to underperform similar funds that invest without consideration of a company's track record of paying dividends. Securities of companies with a history of paying dividends may not participate in a broad market advance to the same degree as other securities, and a sharp rise in interest rates or economic downturn could cause a company to unexpectedly reduce or eliminate its dividend. • The Trust invests in CEFs, which are subject to various risks, including management's ability to meet the CEF's investment objective and to manage the CEF's portfolio during periods of market turmoil and as investors' perceptions regarding CEFs or their underlying investments change. CEFs are not redeemable at the option of the shareholder and they may trade in the market at a discount to their net asset value (NAV). CEFs may also employ the use of leverage which increases risk and volatility. • The Trust invests in shares of ETFs, which are subject to various risks, including management's ability to meet the fund's investment objective. Shares of ETFs may trade at a premium or discount from their NAV in the secondary market and the Trust may receive a price that is less than the ETF's NAV. The amount of such discount from NAV is subject to change in response to various factors. • To the extent that an underlying ETF is an index tracking ETF, the Trust is subject to the ETF's index correlation risk. • The ETFs and CEFs are subject to annual fees and expenses, including a management fee. Unitholders of the Trust will bear these fees in addition to the fees and expenses of the Trust. By investing in other funds, the Trust incurs greater expenses than you would incur if you invested directly in the funds. • The value of the fixed-income securities in certain CEFs and ETFs will generally fall if interest rates, in general, rise. Typically, fixed-income securities with longer periods before maturity are more sensitive to interest rate changes. • A CEF, ETF or an issuer of securities held by a CEF or ETF may be unwilling or unable to make principal payments and/or to declare distributions in the future, may call a security before its stated maturity, or may reduce the level of distributions declared. Issuers may suspend dividends during the life of the Trust. This may result in a reduction in the value of your units. • The financial condition of a CEF, ETF or an issuer of securities held by a CEF or ETF may worsen, resulting in a reduction in the value of your units. This may occur at any point in time, including during the primary offering period. • Certain CEFs and ETFs held by the Trust invest in: — Securities that are structured as floating-rate instruments. The yield on these securities will generally decline in a falling interest rate environment, causing the CEFs and ETFs to experience a reduction in

the income they receive from these securities. A sudden and significant increase in market interest rates may increase the risk of payment defaults and cause a decline in the value of these investments and the value of the CEFs and ETFs held by the Trust. Floating-rate instruments are generally illiquid; — Senior loans/loans ("loans"). Borrowers under loans may default on their obligations to pay principal or interest when due, which would result in a reduction of income to the applicable CEF or ETF, a reduction in the value of the loan experiencing nonpayment and a decrease in the NAV of the CEF or ETF. Although loans in which the CEFs and ETFs invest may be secured by specific collateral, there can be no assurance that liquidation of collateral would satisfy the borrower's obligation in the event of non-payment of scheduled principal or interest or that such collateral could be readily liquidated. Furthermore, loans are generally illiquid and may be unrated or rated below investment grade; — Securities that are rated below investment-grade ("junk" bonds) and/or rated as investment-grade by only one rating agency; these are speculative and subject to greater market and credit risks, and the risk of nonpayment or default is higher. • Certain CEFs or ETFs held by the Trust may invest in securities issued by small- and/or mid-cap companies which may have limited product lines, markets or financial resources and may be more vulnerable to adverse general market or economic developments. These securities customarily involve more investment risk than securities of large-cap companies. • Economic conditions may lead to limited liquidity and greater volatility. • The Trust may be susceptible to potential risks through breaches in cybersecurity. • The Trust is subject to risks arising from various operational factors and their service providers. Although the Trust seeks to reduce operational risks through controls and procedures, there is no way to completely protect against such risks. **Please see the Trust prospectus for more complete risk information.**

Unit Investment Trusts are fixed, not actively managed and should be considered as part of a long-term strategy. Investors should consider their ability to invest in successive portfolios, if available, at the applicable sales charge. UITs are subject to annual fund operating expenses in addition to the sales charge. Investors should consult an attorney or tax advisor regarding tax consequences associated with an investment from one series to the next, if available, and with the purchase or sale of units. Guggenheim Funds Distributors, LLC does not offer tax advice.

This material is not intended as a recommendation or as investment advice of any kind, including in connection with rollovers, transfers, and distributions. Such material is not provided in a fiduciary capacity, may not be relied upon for or in connection with the making of investment decisions, and does not constitute a solicitation of an offer to buy or sell securities. All content has been provided for informational or educational purposes only and is not intended to be and should not be construed as legal or tax advice and/or a legal opinion. Always consult a financial, tax and/or legal professional regarding your specific situation.

**Read the Trust's prospectus carefully before investing. It contains the Trust's investment objectives, risks, charges, expenses and other information, which should be considered carefully before investing. Obtain a prospectus at [GuggenheimInvestments.com](http://GuggenheimInvestments.com).**

Guggenheim Funds Distributors, LLC

Member FINRA/SIPC

11/2025 UIT-FCT-FRDG-033 #66925