

Dividend Strength Portfolio, Series 43

Investment Objective

The Dividend Strength Portfolio, Series 43 (Trust) seeks to provide dividend income coupled with long-term capital appreciation.

Key Considerations

- **Dividend Growth:** The selected stocks have, on average, increased their dividends by approximately 15% each year over 10 years.² While dividend growth levels may not be maintained, the portfolio offers the potential for attractive dividend income.
- **Access Quality Companies:** The portfolio offers access to predominately large-cap companies that Guggenheim believes to be well managed with strong balance sheets, durable business models, and stable earnings.
- **Buffer Against Volatility:** Dividend growth stocks tend to be of higher quality than those of the broader market and may provide a level of stability to an investor's overall portfolio during periods of market volatility.³

¹ Bloomberg, 7.30.2021.

² FactSet, 8.19.2021.

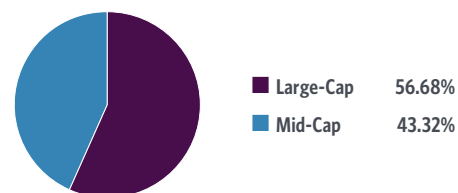
³ S&P Dow Jones Indices: A Case for Dividend Growth Strategies, June 2021.

Past performance does not guarantee future results. There is no guarantee that these trends and projections will continue or come to fruition and they are subject to change.

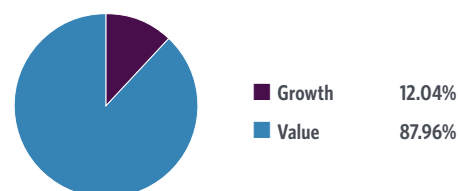
Portfolio Allocation

Breakdown and weightings are as of 8.20.2021 and subject to change.

CAPITALIZATION BREAKDOWN



STYLE BREAKDOWN

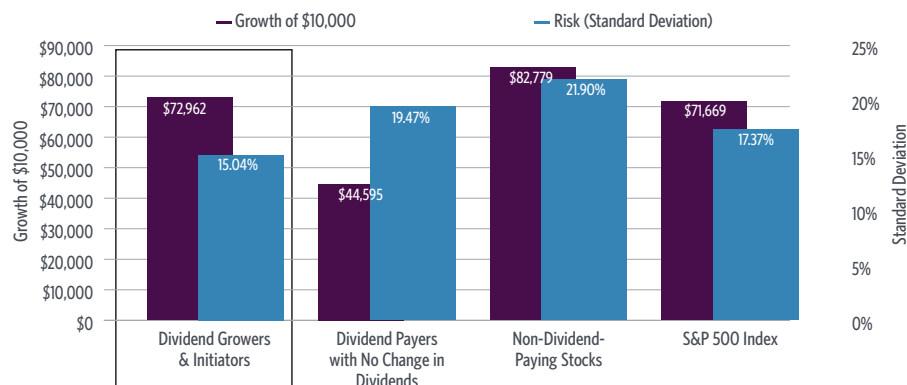


Dividend Growers: Outperformance with Less Risk

Over the past 20 years, dividends have accounted for approximately 40% of the market's total return.¹ Dividend growers—companies that have historically shown a consistent track record of raising dividends—tend to outperform the broader market over longer periods of time with less risk, as shown in the chart below.

To offer investors convenient access to quality-oriented dividend growers, Guggenheim offers the Dividend Strength Portfolio—a portfolio of predominately large-cap companies with strong balance sheets that have increased their dividends year-over-year as of the security selection date.

S&P 500® COMPANIES BY DIVIDEND POLICY - GROWTH OF \$10,000 & RISK



Past performance is no guarantee of future results. Source: Ned Davis Research & Guggenheim, 7.31.2001-7.31.2021. A company's dividend policy is determined by its indicated annual dividend. A stock is classified as a dividend-paying stock if the company indicates that it is going to be paying a dividend within the year. Dividend-paying stocks are further classified into one of three categories based on changes to their dividend policy over the previous 12 months. **Dividend Growers and Initiators** are defined as companies that have increased their dividend anytime in the last 12 months. Once an increase occurs, it remains classified as a grower for 12 months or until another change in dividend policy. **Dividend Payers with No Change in Dividends** are those companies that have maintained their existing indicated annual dividend for the last 12 months. A stock is classified as a **Non-Dividend Payer** if the stock's indicated annual dividend is zero. **Standard Deviation** is a measure of historical volatility that indicates the degree to which an investment's returns fluctuate around its average return. Generally, a higher standard deviation indicates a more risky investment. All indices are equal-weighted indices based on monthly total returns.

PORTFOLIO HOLDINGS

Holdings, breakdown, and weightings are as of 8.20.2021 and subject to change.

Symbol	Company Name	Symbol	Company Name
Common Stocks (93.34%)			
Communication Services (3.32%)			
VZ	Verizon Communications, Inc.		
Consumer Discretionary (6.72%)			
LEG	Leggett & Platt, Inc.		
WHR	Whirlpool Corporation		
Consumer Staples (13.30%)			
K	Kellogg Company		
PM	Philip Morris International, Inc.		
WBA	Walgreens Boots Alliance, Inc.		
WMT	Walmart, Inc.		
Energy (3.32%)			
CVX	Chevron Corporation		
Financials (19.92%)			
AFL	Aflac, Inc.		
AIZ	Assurant, Inc.		
CMA	Comerica, Inc.		
PNC	PNC Financial Services Group, Inc.		
TROW	T Rowe Price Group, Inc.		
USB	US Bancorp		
Health Care (6.69%)			
JNJ	Johnson & Johnson		
Industrials (13.31%)			
MRK	Merck & Company, Inc.		
CMI	Cummins, Inc.		
HON	Honeywell International, Inc.		
LMT	Lockheed Martin Corporation		
UNP	Union Pacific Corporation		
Information Technology (6.81%)			
AVGO	Broadcom, Inc.		
CSCO	Cisco Systems, Inc.		
Materials (6.67%)			
APD	Air Products and Chemicals, Inc.		
EMN	Eastman Chemical Company		
Utilities (13.28%)			
AEP	American Electric Power Company, Inc.		
ATO	Atmos Energy Corporation		
CMS	CMS Energy Corporation		
SRE	Sempra Energy		
Real Estate Investment Trusts (6.66%)			
Real Estate (6.66%)			
EXR	Extra Space Storage, Inc.		
O	Realty Income Corporation		

Dividend Strength Portfolio, Series 43

PORTFOLIO SUMMARY

Inception Date	8.23.2021
Termination Date	8.23.2023
Initial Offer Price	\$10.00
Number of Issues	30
Historical Annual Dividend Distribution ⁵	\$0.2453
Distributions	25th day of each month commencing on 9.25.2021, if any

TICKETING INFORMATION - CUSIPS

Cash	40177B421
Reinvest	40177B439
Fee/Cash	40177B447
Fee/Reinvest	40177B454
Ticker	CGRORX

SALES CHARGES

Sales Charge (S/C) is based on a \$10 per unit offering price.

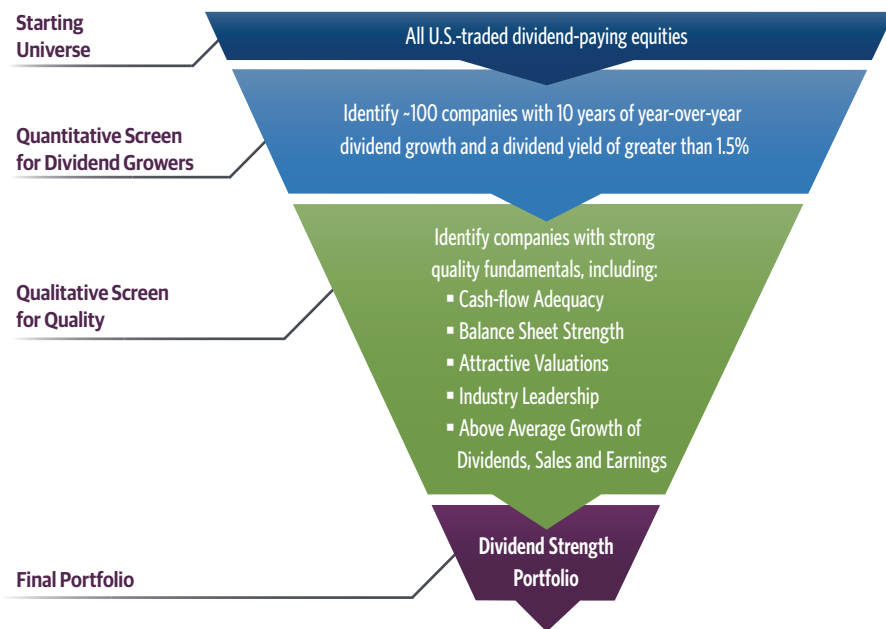
Standard Accounts	Amount Per Unit	Percentage of Public Offering Price
Deferred S/C ⁶	\$0.225	2.25%
Creation and Development (C&D) Fee	\$0.050	0.50%
Total S/C	\$0.275	2.75%
Fee/Wrap Accounts ⁷		
Creation and Development (C&D) Fee	\$0.050	0.50%
Total S/C	\$0.050	0.50%

⁵The Historical Annual Dividend Distribution (HADD) is as of the day prior to trust deposit and subject to change. There is no guarantee the issuers of the securities included in the Trust will declare dividends or distributions in the future. **Due to the negative economic impact across many industries caused by the recent COVID-19 outbreak, certain issuers of the securities included in the Trust may elect to reduce the amount of, or cancel entirely, dividends and/or distributions paid in the future. As a result, the HADD figure will likely be higher, and in some cases significantly higher, than the actual distribution rate achieved by the Trust.** The HADD of the securities included in the Trust is for illustrative purposes only and is not indicative of the Trust's distribution rate. The HADD is the weighted average of the trailing twelve-month distributions paid by the securities included in the portfolio and is reduced to account for the effects of fees and expenses, which will be incurred when investing in the Trust. The HADD will vary due to certain factors that may include, but are not limited to, a change in the dividends paid by issuers, a change in Trust expenses or the sale or maturity of securities in the portfolio.

⁶The deferred sales charge (DSC) is a fixed amount and will be deducted in monthly installments on the last business day commencing December 2021 and ending February 2022 or upon early redemption. For unit prices other than \$10, percentages of C&D fees, and DSCs will vary but in no event will the maximum sales charge (S/C) exceed the total S/C. Early redemption of units will still cause payment of the DSC. However, an initial sales charge, which is equal to the difference between the maximum S/C and the sum of any remaining deferred S/C charges and C&D, will be charged if the price paid for units exceeds \$10 per unit.

⁷For unit prices other than \$10, percentage of the C&D fee will vary.

Security Selection



The Dividend Strength Portfolio, Series 43 is a Unit Investment Trust.

INDEX DEFINITIONS: The S&P 500[®] Index is a capitalization-weighted index of 500 stocks. The index is designed to measure performance of the broad domestic economy through changes in the aggregate market value of 500 stocks representing all major industries. The index is unmanaged. It is not possible to invest directly in the index.

RISK CONSIDERATIONS: As with all investments, you may lose some or all of your investment in the Trust. No assurance can be given that the Trust's investment objective will be achieved. The Trust also might not perform as well as you expect. This can happen for reasons such as these: • Securities prices can be volatile. The value of your investment may fall over time. Market value fluctuates in response to various factors. Changes in legal, political, regulatory, tax and economic conditions may cause fluctuations in markets and securities prices, which could negatively impact the value of the Trust. Events such as war, terrorism, natural and environmental disasters and the spread of infectious illnesses or other public health emergencies may adversely affect the economy, various markets and issuers. Recently, the outbreak of a novel and highly contagious form of coronavirus ("COVID-19") has adversely impacted global commercial activity and contributed to significant volatility in certain markets. Many governments and businesses have instituted quarantines and closures, which has resulted in significant disruption in manufacturing, supply chains, consumer demand and economic activity. The potential impacts are increasingly uncertain, difficult to assess and impossible to predict, and may result in significant losses. Any adverse event could materially and negatively impact the value and performance of trust and the Trust's ability to achieve its investment objectives.

• Share prices or dividend rates on the securities in the Trust may decline during the life of the Trust and there is no guarantee that the issuers of the securities will declare dividends in the future and, if declared, whether they will remain at current levels or increase over time. • The Trust invests significantly in the consumer products sector. The factors that impact the consumer products sector will likely have a greater effect on this Trust than on a more broadly diversified trust. General risks of companies in the consumer products sector include cyclicalities of revenues and earnings, economic recession, currency fluctuations, declines in consumer spending, changing consumer tastes, extensive competition, product liability litigation and increased

government regulation. • The Trust invests in securities issued by mid-cap companies, which may have limited product lines, markets or financial resources and may be more vulnerable to adverse general market or economic developments. These securities customarily involve more investment risk than securities of large-capitalization companies. • The Trust may be susceptible to potential risks through breaches in cybersecurity. • The Trust is subject to risks arising from various operational factors and their service providers. Although the Trust seeks to reduce operational risks through controls and procedures, there is no way to completely protect against such risks. • Inflation may lead to a decrease in the value of assets or income from investments. **Please see the Trust prospectus for more complete risk information.**

Unit Investment Trusts are fixed, not actively managed and should be considered as part of a long-term strategy. Investors should consider their ability to invest in successive portfolios, if available, at the applicable sales charge. UITs are subject to annual fund operating expenses in addition to the sales charge. Investors should consult an attorney or tax advisor regarding tax consequences associated with an investment from one series to the next, if available, and with the purchase or sale of units. Guggenheim Funds Distributors, LLC does not offer tax advice.

This material is not intended as a recommendation or as investment advice of any kind, including in connection with rollovers, transfers, and distributions. Such material is not provided in a fiduciary capacity, may not be relied upon for or in connection with the making of investment decisions, and does not constitute a solicitation of an offer to buy or sell securities. All content has been provided for informational or educational purposes only and is not intended to be and should not be construed as legal or tax advice and/or a legal opinion. Always consult a financial, tax and/or legal professional regarding your specific situation.

Read the Trust's prospectus carefully before investing. It contains the Trust's investment objectives, risks, charges, expenses and other information, which should be considered carefully before investing. Obtain a prospectus at GuggenheimInvestments.com.

Guggenheim Funds Distributors, LLC

Member FINRA/SIPC

8/2021 UIT-FCT-GROW-043 #49448