

# Large-Cap Core Portfolio, Series 43

## Investment Objective

The Large-Cap Core Portfolio, Series 43 (Trust) seeks to maximize total return by investing in U.S.-listed stocks of large-capitalization companies.

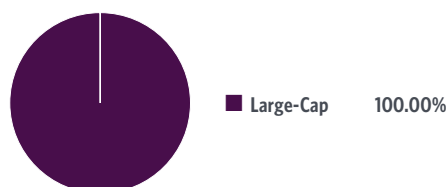
## Key Considerations

- **Potential to Reduce Volatility:** With the potential for stable dividends, an allocation of large-cap equities in an investor's overall well-balanced portfolio may also help to dampen portfolio volatility.
- **Established Companies:** Provides exposure to large U.S.-listed companies—typically household names with strong brand recognition and global operations representing all sectors of the U.S. economy.
- **Attractive Growth and Value Fundamentals:** Guggenheim uses quantitative and qualitative analysis to select both growth and value stocks that it believes have strong fundamental characteristics.

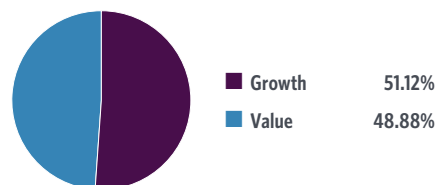
## Portfolio Allocation

Breakdown and weightings are as of 2.21.2023 and subject to change.

### CAPITALIZATION BREAKDOWN



### STYLE BREAKDOWN



<sup>1</sup> Source: Morningstar, 1.31.2023.






The logos listed are trademarks of their respective owners and are used for illustrative purposes only and should not be construed as an endorsement or affiliation with Guggenheim Investments.

## Growth Potential with Established Global Industry Leaders

Over the last 20 years, large-capitalization stocks have provided approximately 18 percent less volatility than mid- and small-capitalization stocks.<sup>1</sup> Typically mature, established companies with the ability to do business globally, large-cap companies can take advantage of opportunities inaccessible to smaller companies. Recognizing the need for these global industry leaders in a well-balanced portfolio, Guggenheim created the Large-Cap Core Portfolio. The Trust consists of U.S.-listed large-capitalization equities that may provide stability and growth potential, as well as strong fundamentals.

### TOP 5 PORTFOLIO HOLDINGS BY GROWTH AND VALUE

Portfolio holdings and weightings are as of 2.21.2023 and subject to change.

TOP 5 GROWTH			TOP 5 VALUE		
	Symbol	Company Name		Symbol	Company Name
	SHW	Sherwin-Williams Company		NEE	NextEra Energy, Inc.
	GOOGL	Alphabet Inc. Class A		CMCSA	Comcast Corporation Class A
	BX	Blackstone Inc.		MDLZ	Mondelez International, Inc.
	AMZN	Amazon.com, Inc.		DIS	Walt Disney Company
	NKE	NIKE, Inc.		JPM	JPMorgan Chase & Co.

### PORTFOLIO HOLDINGS

Holdings, breakdown, and weightings are as of 2.21.2023 and subject to change.

Symbol	Company Name	Symbol	Company Name
<b>Common Stocks (96.93%)</b>			
<b>Communication Services (7.08%)</b>			
GOOGL	Alphabet, Inc.	VRTX	Vertex Pharmaceuticals, Inc.
CMCSA	Comcast Corporation	ZTS	Zoetis, Inc.
DIS	The Walt Disney Company	<b>Industrials (9.41%)</b>	
<b>Consumer Discretionary (10.01%)</b>			
AMZN	Amazon.com, Inc.	ETN	Eaton Corporation PLC
MCD	McDonald's Corporation	FDX	FedEx Corporation
NKE	NIKE, Inc.	JCI	Johnson Controls International PLC
SBUX	Starbucks Corporation	UNP	Union Pacific Corporation
TJX	The TJX Cos, Inc.	WM	Waste Management, Inc.
<b>Consumer Staples (6.83%)</b>			
MDLZ	Mondelez International, Inc.	<b>Information Technology (24.94%)</b>	
KO	The Coca-Cola Company	AAPL	Apple, Inc.
PG	The Procter & Gamble Company	AMAT	Applied Materials, Inc.
<b>Energy (5.21%)</b>			
XOM	Exxon Mobil Corporation	AVGO	Broadcom, Inc.
MPC	Marathon Petroleum Corporation	CSCO	Cisco Systems, Inc.
VLO	Valero Energy Corporation	LRCX	Lam Research Corporation
<b>Financials (12.02%)</b>			
BX	Blackstone, Inc.	MRVL	Marvell Technology, Inc.
JPM	JPMorgan Chase & Company	MA	Mastercard, Inc.
MET	MetLife, Inc.	MSFT	Microsoft Corporation
MS	Morgan Stanley	NVDA	NVIDIA Corporation
PGR	The Progressive Corporation	PANW	Palo Alto Networks, Inc.
USB	U.S. Bancorp	PYPL	PayPal Holdings, Inc.
<b>Health Care (15.48%)</b>			
CNC	Centene Corporation	QCOM	Qualcomm, Inc.
CVS	CVS Health Corporation	V	Visa, Inc.
LLY	Eli Lilly & Company	<b>Materials (2.91%)</b>	
MRK	Merck & Company, Inc.	SHW	The Sherwin-Williams Company
PFE	Pfizer, Inc.	<b>Utilities (3.04%)</b>	
<b>Real Estate Investment Trusts (3.07%)</b>			
<b>Real Estate (3.07%)</b>			
EQIX	Equinix, Inc.		
PLD	Prologis, Inc.		

# Large-Cap Core Portfolio, Series 43

## PORTFOLIO SUMMARY

<b>Inception Date</b>	2.22.2023
<b>Termination Date</b>	2.24.2025
<b>Initial Offer Price</b>	\$10.00
<b>Number of Issues</b>	50
<b>Historical Annual Dividend Distribution<sup>2</sup></b>	\$0.1449
<b>Distributions</b>	25th day of each month commencing on 3.25.2023, if any

## SALES CHARGES

Sales Charge (S/C) is based on a \$10 per unit offering price.

Standard Accounts	Amount Per Unit	Percentage of Public Offering Price
<b>Deferred S/C<sup>3</sup></b>	\$0.225	2.25%
<b>Creation and Development (C&amp;D) Fee</b>	\$0.050	0.50%
<b>Total S/C</b>	\$0.275	2.75%
<b>Fee/Wrap Accounts<sup>4</sup></b>		
<b>Creation and Development (C&amp;D) Fee</b>	\$0.050	0.50%
<b>Total S/C</b>	\$0.050	0.50%

## TICKETING INFORMATION - CUSIPS

<b>Cash</b>	40177P305
<b>Reinvest</b>	40177P313
<b>Fee/Cash</b>	40177P321
<b>Fee/Reinvest</b>	40177P339
<b>Ticker</b>	CACERX

<sup>2</sup>The Historical Annual Dividend Distribution (HADD) is as of the day prior to trust deposit and subject to change. There is no guarantee the issuers of the securities included in the Trust will declare dividends or distributions in the future. **Due to the negative economic impact across many industries caused by COVID-19, certain issuers of the securities included in the Trust may elect to reduce the amount of, or cancel, dividends and/or distributions paid in the future. As a result, the HADD figure may be higher, and in some cases significantly higher, than the actual distribution rate achieved by the Trust.** The HADD of the securities included in the Trust is for illustrative purposes only and is not indicative of the Trust's distribution rate. The HADD is the weighted average of the trailing twelve-month distributions paid by the securities included in the portfolio and is reduced to account for the effects of fees and expenses, which will be incurred when investing in the Trust. The HADD will vary due to certain factors that may include, but are not limited to, a change in the dividends paid by issuers, a change in Trust expenses or the sale or maturity of securities in the portfolio. <sup>3</sup>The deferred sales charge (DSC) is a fixed amount and will be deducted in monthly installments on the last business day commencing September 2023 and ending November 2023 or upon early redemption. For unit prices other than \$10, percentages of C&D fees, and DSCs will vary but in no event will the maximum sales charge (S/C) exceed the total S/C. Early redemption of units will still cause payment of the DSC. However, an initial sales charge, which is equal to the difference between the maximum S/C and the sum of any remaining deferred S/C charges and C&D, will be charged if the price paid for units exceeds \$10 per unit. <sup>4</sup>For unit prices other than \$10, percentage of the C&D fee will vary.

The Large-Cap Core Portfolio, Series 43 is a Unit Investment Trust.

**RISK CONSIDERATIONS:** As with all investments, you may lose some or all of your investment in the Trust. No assurance can be given that the Trust's investment objective will be achieved.

This can happen for reasons such as these: • Securities prices can be volatile. The value of your investment may fall over time. Market value fluctuates in response to various factors. Changes in legal, political, regulatory, tax and economic conditions may cause fluctuations in markets and securities prices, which could negatively impact the value of the Trust. Events such as war, terrorism, natural and environmental disasters and the spread of infectious illnesses or other public health emergencies may adversely affect the economy, various markets and issuers. COVID-19 or any future public health crisis, is impossible to predict and could result in adverse market conditions which may negatively impact the performance of the Trust and the Trust's ability to achieve its investment objectives. • The Trust invests significantly in the information technology sector. The factors that impact the information technology sector will likely have a greater effect on this Trust than on a more broadly diversified trust. Companies involved in this sector must contend with rapid changes in technology, intense competition, government regulation and the

rapid obsolescence of products and services. Sector predictions may not materialize and the companies selected for the Trust may not represent the entire sector and may not participate in the overall sector growth. • Share prices or dividend rates on the securities in the Trust may decline during the life of the Trust and there is no guarantee that the issuers of the securities will declare dividends in the future and, if declared, whether they will remain at current levels or increase over time. • The Trust may be susceptible to potential risks through breaches in cybersecurity. • The Trust is subject to risks arising from various operational factors and their service providers. Although the Trust seeks to reduce operational risks through controls and procedures, there is no way to completely protect against such risks. • Inflation may lead to a decrease in the value of assets or income from investments. **Please see the Trust prospectus for more complete risk information.**

Unit Investment Trusts are fixed, not actively managed and should be considered as part of a long-term strategy. Investors should consider their ability to invest in successive portfolios, if available, at the applicable sales charge. UITs are subject to annual fund operating expenses in addition to the sales charge. Investors should consult an attorney or tax advisor regarding tax consequences associated with

an investment from one series to the next, if available, and with the purchase or sale of units. Guggenheim Funds Distributors, LLC does not offer tax advice.

This material is not intended as a recommendation or as investment advice of any kind, including in connection with rollovers, transfers, and distributions. Such material is not provided in a fiduciary capacity, may not be relied upon for or in connection with the making of investment decisions, and does not constitute a solicitation of an offer to buy or sell securities. All content has been provided for informational or educational purposes only and is not intended to be and should not be construed as legal or tax advice and/or a legal opinion. Always consult a financial, tax and/or legal professional regarding your specific situation.

**Read the Trust's prospectus carefully before investing. It contains the Trust's investment objectives, risks, charges, expenses and other information, which should be considered carefully before investing. Obtain a prospectus at [GuggenheimInvestments.com](https://www.guggenheiminvestments.com).**

Guggenheim Funds Distributors, LLC

Member FINRA/SIPC

2/2023 UIT-FCT-LCAP-043 #56283