

Large-Cap Core Portfolio, Series 49

Investment Objective

The Large-Cap Core Portfolio, Series 49 (Trust) seeks to maximize total return by investing in U.S.-listed stocks of large-capitalization companies.

Key Considerations

- **Potential to Reduce Volatility:** With the potential for stable dividends, an allocation of large-cap equities in an investor's overall well-balanced portfolio may also help to dampen portfolio volatility.
- **Established Companies:** Provides exposure to large U.S.-listed companies—typically household names with strong brand recognition and global operations representing all sectors of the U.S. economy.
- **Attractive Growth and Value Fundamentals:** Guggenheim uses quantitative and qualitative analysis to select both growth and value stocks that it believes have strong fundamental characteristics.

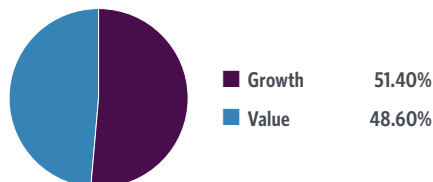
Portfolio Allocation

Breakdown and weightings are as of 2.26.2026 and subject to change.

CAPITALIZATION BREAKDOWN

Large-Cap 100.00%

STYLE BREAKDOWN



¹ Source: Morningstar, 1.31.2026.










The logos listed are trademarks of their respective owners and are used for illustrative purposes only and should not be construed as an endorsement or affiliation with Guggenheim Investments.

Growth Potential with Established Global Industry Leaders

Historically, large-capitalization stocks provide less volatility than mid- and small-capitalization stocks.¹ Typically mature, established companies with the ability to do business globally, large-cap companies can take advantage of opportunities inaccessible to smaller companies. Recognizing the need for these global industry leaders in a well-balanced portfolio, Guggenheim created the Large-Cap Core Portfolio. The Trust consists of U.S.-listed large-capitalization equities that may provide stability and growth potential, as well as strong fundamentals.

TOP 5 PORTFOLIO HOLDINGS BY GROWTH AND VALUE

Portfolio holdings and weightings are as of 2.25.2026 and subject to change.

TOP 5 GROWTH			TOP 5 VALUE		
	Symbol	Company Name		Symbol	Company Name
	APP	AppLovin Corporation		CEG	Constellation Energy Corporation
	MSFT	Microsoft Corporation		MU	Micron Technology, Inc.
	AVGO	Broadcom, Inc.		ACN	Accenture PLC
	AAPL	Apple, Inc.		WELL	Welltower, Inc.
	ADSK	Autodesk, Inc.		WMT	Walmart, Inc.

The logos listed are trademarks of their respective owners and are used for illustrative purposes only and should not be construed as an endorsement or affiliation with Guggenheim Investments.

PORTFOLIO HOLDINGS

Holdings, breakdown, and weightings are as of 2.26.2026 and subject to change.

Symbol	Company Name	Symbol	Company Name
Common Stocks (97.92%)			
Communication Services (10.21%)			
GOOGL	Alphabet, Inc.	LLY	Eli Lilly & Company
META	Meta Platforms, Inc.	ZTS	Zoetis, Inc.
NFLX	Netflix, Inc.	Industrials (9.12%)	
SPOT	Spotify Technology SA	DE	Deere & Company
DIS	Walt Disney Company	GE	General Electric Company
Consumer Discretionary (10.40%)			
AMZN	Amazon.com, Inc.	HON	Honeywell International, Inc.
HD	Home Depot, Inc.	UNP	Union Pacific Corporation
ORLY	O'Reilly Automotive, Inc.	WM	Waste Management, Inc.
TSLA	Tesla, Inc.	Information Technology (32.88%)	
TJX	TJX Companies, Inc.	ACN	Accenture PLC
Consumer Staples (4.57%)			
KO	Coca-Cola Company	AMD	Advanced Micro Devices, Inc.
WMT	Walmart, Inc.	AAPL	Apple, Inc.
Energy (2.83%)			
XOM	Exxon Mobil Corporation	APP	AppLovin Corporation
WMB	Williams Companies, Inc.	ANET	Arista Networks, Inc.
Financials (13.76%)			
BLK	BlackRock, Inc.	ADSK	Autodesk, Inc.
CB	Chubb Ltd	AVGO	Broadcom, Inc.
GS	Goldman Sachs Group, Inc.	MRVL	Marvell Technology, Inc.
ICE	Intercontinental Exchange, Inc.	MU	Micron Technology, Inc.
JPM	JPMorgan Chase & Company	MSFT	Microsoft Corporation
MA	Mastercard, Inc.	NVDA	NVIDIA Corporation
PNC	PNC Financial Services Group, Inc.	CRM	Salesforce, Inc.
V	Visa, Inc.	NOW	ServiceNow, Inc.
Health Care (9.75%)			
ABT	Abbott Laboratories	SNOW	Snowflake, Inc.
BSX	Boston Scientific Corporation	SNPS	Synopsys, Inc.
CVS	CVS Health Corporation	Materials (2.14%)	
		ECL	Ecolab, Inc.
		Utilities (2.26%)	
		CEG	Constellation Energy Corporation
		Real Estate Investment Trusts (2.08%)	
		Real Estate (2.08%)	
		WELL	Welltower, Inc.

Large-Cap Core Portfolio, Series 49

PORTFOLIO SUMMARY

Inception Date	2.27.2026
Termination Date	2.28.2028
Initial Offer Price	\$10.00
Number of Issues	50
Historical Annual Dividend Distribution²	\$0.0629
Distributions	25th day of each month commencing on 3.25.2026, if any

SALES CHARGES AND ESTIMATED EXPENSES

The sales charges (S/C) and estimated expenses are based on a \$10 per unit offering price.

	Standard	Fee/Wrap ³
Deferred S/C ⁴	2.25%	-
Creation and Development (C&D) Fee	0.50%	0.50%
Total S/C	2.75%	0.50%
Estimated Organization Expenses ⁵	0.05%	0.05%
Estimated Annual Fund Operating Expenses ⁶	0.21%	0.21%

TICKETING INFORMATION - CUSIPS

Cash	40178P643
Reinvest	40178P650
Fee/Cash	40178P668
Fee/Reinvest	40178P676
Ticker	CACEYX

² The Historical Annual Dividend Distribution (HADD) is as of the day prior to trust deposit and subject to change. There is no guarantee the issuers of the securities included in the Trust will declare dividends or distributions in the future. The HADD of the securities included in the Trust is for illustrative purposes only and is not indicative of the Trust's distribution rate. The HADD is the weighted average of the trailing twelve-month distributions paid by the securities included in the portfolio and is reduced to account for the effects of fees and expenses, which will be incurred when investing in the Trust. The HADD will vary due to certain factors that may include, but are not limited to, a change in the dividends paid by issuers, a change in Trust expenses or the sale or maturity of securities in the portfolio. ³ Fee/Wrap-based accounts will not be assessed the deferred sales charge for eligible purchases and must purchase units with a Fee-based CUSIP. For unit prices other than \$10, percentage of the C&D fee will vary. ⁴ The deferred sales charge (DSC) is a fixed amount and will be deducted in monthly installments on the last business day commencing September 2026 and ending November 2026 or upon early redemption. For unit prices other than \$10, percentages of C&D fees, and DSCs will vary but in no event will the maximum sales charge (S/C) exceed the total S/C. Early redemption of units will still cause payment of the DSC. However, an initial sales charge, which is equal to the difference between the maximum S/C and the sum of any remaining deferred S/C charges and C&D, will be charged if the price paid for units exceeds \$10 per unit. ⁵ Estimated Organization Expenses are assessed on a fixed dollar amount per unit basis, therefore, actual organization costs may be more or less than estimates. For additional information on organizational costs and potential caps, please see the prospectus. ⁶ Trust operating expenses include fees for administration, bookkeeping, the trustee, sponsor, and evaluator. This expense also includes an estimated Trust operating expense based upon an estimated trust size. If the Trust does not reach or falls below the estimated size, the actual amount of the operating expenses may exceed the amount reflected. Please see "Fees and Expenses" in the Trusts prospectus for additional information.

The Large-Cap Core Portfolio, Series 49 is a Unit Investment Trust.

RISK CONSIDERATIONS: As with all investments, you may lose some or all of your investment in the Trust. No assurance can be given that the Trust's investment objective will be achieved.

This can happen for reasons such as these: • Securities prices can be volatile. The value of your investment may fall over time. Market values of the Trust's securities fluctuate in response to various factors affecting an issuer. Events including but not limited to war, terrorism, natural and environmental disasters, public health emergencies, political and diplomatic events both domestic and abroad, are impossible to predict and may adversely affect the economy, various markets and issuers, which may negatively impact the performance of the Trust and the Trust's ability to achieve its investment objectives.

- The Trust is concentrated in the information technology sector. The factors that impact the information technology sector will have a greater effect on this Trust than on a more broadly diversified trust.
- The Trust may be susceptible to potential risks through breaches

in cybersecurity. • The Trust is subject to risks arising from various operational factors and their service providers. Although the Trust seeks to reduce operational risks through controls and procedures, there is no way to completely protect against such risks. **Please see the Trust prospectus for more complete risk information.**

Unit Investment Trusts are fixed, not actively managed and should be considered as part of a long-term strategy. Investors should consider their ability to invest in successive portfolios, if available, at the applicable sales charge. UITs are subject to annual fund operating expenses in addition to the sales charge. Investors should consult an attorney or tax advisor regarding tax consequences associated with an investment from one series to the next, if available, and with the purchase or sale of units. Guggenheim Funds Distributors, LLC does not offer tax advice.

This material is not intended as a recommendation or as investment advice of any kind, including in connection with rollovers, transfers, and distributions. Such material is not provided in a fiduciary capacity,

may not be relied upon for or in connection with the making of investment decisions, and does not constitute a solicitation of an offer to buy or sell securities. All content has been provided for informational or educational purposes only and is not intended to be and should not be construed as legal or tax advice and/or a legal opinion. Always consult a financial, tax and/or legal professional regarding your specific situation.

Read the Trust's prospectus carefully before investing. It contains the Trust's investment objectives, risks, charges, expenses and other information, which should be considered carefully before investing. Obtain a prospectus at GuggenheimInvestments.com.

Guggenheim Funds Distributors, LLC

Member FINRA/SIPC

2/2026 UIT-FCT-LCAP-049 #67849