

SMid Dividend Strength Portfolio, Series 15

Investment Objective

The SMid Dividend Strength Portfolio, Series 15 (Trust) seeks to provide dividend income potential coupled with the potential for long-term capital appreciation.

Key Considerations

- **Dividend Growth:** The portfolio is comprised of stocks that have, on average, increased their dividends approximately 14% each year over the last five years.¹ However, dividend growth levels may not be maintained.
- **Domestic Focus:** As most of their revenue is derived locally, small- and mid-cap stocks are less exposed to global risk compared to their large-cap counterparts.
- **Balance Sheet Strength:** Guggenheim believes companies that exhibit strong fundamentals and that distribute significant dividends on a consistent basis generally demonstrate financial strength and positive performance relative to their peers.

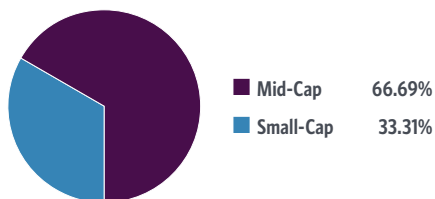
Past performance does not guarantee future results. There is no guarantee that these trends and projections will come to fruition and they are subject to change.

¹ Source: FactSet, 1.19.2021.

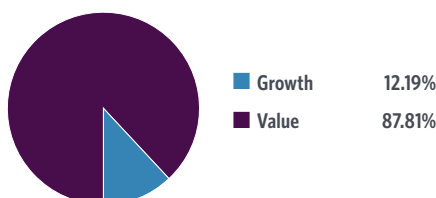
Portfolio Allocation

Breakdown and weightings are as of 1.21.2021 and subject to change.

CAPITALIZATION BREAKDOWN



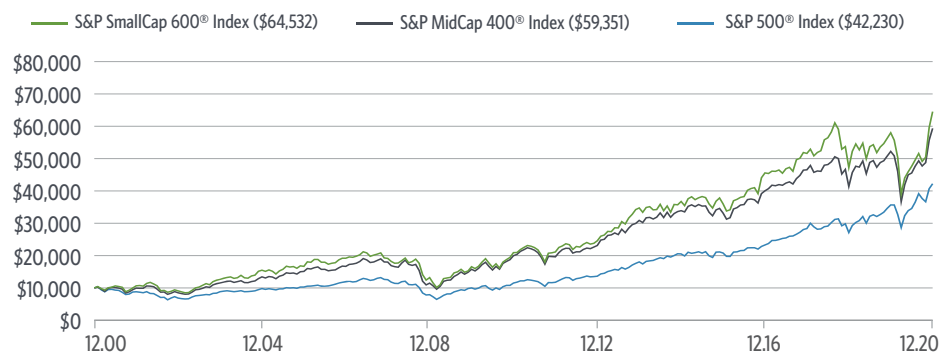
STYLE BREAKDOWN



Making the Case for SMid Stocks

Over time, small- and mid-capitalization securities have outperformed large-capitalization stocks, as the chart below illustrates. However, this potential enhanced return may come with additional volatility.

GROWTH OF \$10,000 (12.29.2000-12.31.2020)



Past performance is no guarantee of future results. The chart is shown for illustrative purposes only; it is not meant to forecast, imply or guarantee the future results of any Guggenheim Investments product. Source: Bloomberg.

Index definitions: The **S&P SmallCap 600® Index** is designed to measure the performance of 600 small-size companies in the U.S. The **S&P MidCap 400® Index** is designed to measure the performance of 400 mid-sized companies in the U.S. The **S&P 500® Index** is a market-weighted stock market index comprised of the stocks of 500 U.S. corporations. The indices are unmanaged. It is not possible to invest directly in the indices.

PORTFOLIO HOLDINGS

Holdings, breakdown, and weightings are as of 1.21.2021 and subject to change.

Symbol	Company Name	Symbol	Company Name
Communication Services (3.33%)			
TDS	Telephone and Data Systems, Inc.	WTFC	Wintrust Financial Corporation
Consumer Discretionary (6.68%)			
CORE	Core-Mark Holding Company, Inc.	Industrials (9.97%)	
SCI	Service Corp International	AOS	A O Smith Corporation
Consumer Staples (6.68%)			
BG	Bunge Ltd	HUBB	Hubbell, Inc.
SPTN	SpartanNash Company	R	Ryder System, Inc.
Financials (39.99%)			
AIZ	Assurant, Inc.	Information Technology (3.35%)	
AUB	Atlantic Union Bankshares Corporation	DOX	Amdocs Limited
EVR	Evercore, Inc.	Materials (6.66%)	
FRME	First Merchants Corporation	AVY	Avery Dennison Corporation
GBCI	Glacier Bancorp, Inc.	RPM	RPM International, Inc.
IVZ	Invesco Limited	Real Estate (13.36%)	
ORI	Old Republic International Corporation	CONE	CyrusOne, Inc.
SSB	South State Corporation	HTA	Healthcare Trust of America, Inc.
SNV	Synovus Financial Corporation	QTS	QTS Realty Trust, Inc.
UCBI	United Community Banks, Inc.	TRNO	Terreno Realty Corporation
WBS	Webster Financial Corporation	Utilities (9.98%)	
		BKH	Black Hills Corporation
		OGE	OGE Energy Corporation
		PNW	Pinnacle West Capital Corporation

The SMid Dividend Strength Portfolio, Series 15 is a Unit Investment Trust.

RISK CONSIDERATIONS: As with all investments, you may lose some or all of your investment in the Trust. No assurance can be given that the Trust's investment objective will be achieved. The Trust also might not perform as well as you expect. This can happen for reasons such as these:

• Securities prices can be volatile. The value of your investment may fall over time. Market value fluctuates in response to various factors. These can include stock market movements, purchases or sales of securities by the Trust, government policies, litigation, and changes in interest rates, inflation, the financial condition of the securities' issuer or even perceptions of the issuer. Changes in legal, political, regulatory, tax and economic conditions may cause fluctuations in markets and securities prices, which could negatively impact the value of the Trust. Additionally, events (continued on reverse)

SMid Dividend Strength Portfolio, Series 15

PORTFOLIO SUMMARY

Inception Date	1.22.2021
Termination Date	1.23.2023
Initial Offer Price	\$10.00
Number of Issues	30
Historical Annual Dividend Distribution²	\$0.2460
Distributions	25th day of each month commencing on 2.25.2021, if any

²The Historical Annual Dividend Distribution (HADD) is as of the day prior to trust deposit and subject to change. There is no guarantee the issuers of the securities included in the Trust will declare dividends or distributions in the future. **Due to the negative economic impact across many industries caused by the recent COVID-19 outbreak, certain issuers of the securities included in the Trust may elect to reduce the amount of, or cancel entirely, dividends and/or distributions paid in the future. As a result, the HADD figure will likely be higher, and in some cases significantly higher, than the actual distribution rate achieved by the Trust.** The HADD of the securities included in the Trust is for illustrative purposes only and is not indicative of the Trust's distribution rate. The HADD is the weighted average of the trailing twelve-month distributions paid by the securities included in the portfolio and is reduced to account for the effects of fees and expenses, which will be incurred when investing in the Trust. The HADD will vary due to certain factors that may include, but are not limited to, a change in the dividends paid by issuers, a change in Trust expenses or the sale or maturity of securities in the portfolio.

TICKETING INFORMATION

CUSIP (cash payment)	40176E665
CUSIP (reinvestment accounts)	40176E673
CUSIP (fee-cash)	40176E681
CUSIP (fee-reinvest)	40176E699
Ticker	CSMDOX

SALES CHARGES

Sales Charge (S/C) is based on a \$10 per unit offering price.

Standard Accounts	Amount Per Unit	Percentage of Public Offering Price
Deferred S/C³	\$0.225	2.25%
Creation and Development (C&D) Fee	\$0.050	0.50%
Total S/C	\$0.275	2.75%
Fee/Wrap Accounts ⁴		
Creation and Development (C&D) Fee	\$0.050	0.50%
Total S/C	\$0.050	0.50%

³The deferred sales charge (DSC) is a fixed amount and will be deducted in monthly installments on the last business day commencing August 2021 and ending October 2021 or upon early redemption. For unit prices other than \$10, percentages of C&D fees, and DSCs will vary but in no event will the maximum sales charge (S/C) exceed the total S/C. Early redemption of units will still cause payment of the DSC. However, an initial sales charge, which is equal to the difference between the maximum S/C and the sum of any remaining deferred S/C charges and C&D, will be charged if the price paid for units exceeds \$10 per unit.

⁴For unit prices other than \$10, percentage of the C&D fee will vary.

Security Selection

In constructing the Trust's portfolio, the securities were selected based on the following criteria:

Starting Universe

All U.S. dividend-paying small- and mid-capitalization equities.

Multi-Factor Quality Evaluation

Screen for the following quantitative factors:

- Dividend Growth
- Cash Dividend Coverage
- Growth
- Profitability

Portfolio Construction

Identify companies for qualitative factors:

- Cash-flow Adequacy
- Balance Sheet
- Valuation
- Industry Leadership
- Growth

Final Portfolio

SMid Dividend Strength Portfolio

RISK CONSIDERATIONS: (continued) such war, terrorism, natural and environmental disasters and the spread of infectious illnesses or other public health emergencies may adversely affect the economy, various markets and issuers. Recently, the outbreak of a novel and highly contagious form of coronavirus ("COVID-19") has adversely impacted global commercial activity and contributed to significant volatility in certain markets. Many governments and businesses have instituted quarantines and closures, which has resulted in significant disruption in manufacturing, supply chains, consumer demand and economic activity. The potential impacts are increasingly uncertain, difficult to assess and impossible to predict, and may result in significant losses. Any adverse event could materially and negatively impact the value and performance of trust and the Trust's ability to achieve its investment objectives. • The Trust is concentrated in the financial sector; the factors that impact the financial sector will likely have a greater effect on this Trust than on a more broadly diversified trust. The profitability of companies in the financial sector is largely dependent upon the availability and cost of capital which may fluctuate significantly in response to changes in interest rates and general economic developments. Financial sector companies are subject to the adverse effects of economic recession, decreases in the availability of capital, volatile interest rates, portfolio concentrations in geographic markets and in commercial and residential real estate loans, and competition from new entrants in their fields of business. • The Trust includes real estate investment trusts ("REITs"), which may concentrate their investments in specific geographic areas or in specific property types. The value of the REITs and other real estate securities and the ability of such securities to distribute income may be adversely affected by several factors, including: rising interest rates; changes in the global and local economic climate and real estate conditions; perceptions of prospective tenants of the safety, convenience and attractiveness of the properties; and other factors beyond the control of the issuer of the security. Additionally, current negative economic impacts caused by COVID-19 have resulted in a number of businesses and individuals struggling to pay their rents, which has created cash flow difficulties for many landlords. Furthermore, demand for leased commercial space has weakened. REITs provide space to many industries that have been directly impacted by the spread of COVID-19 and may be negatively impacted by these current conditions. • The Trust invests in securities issued by small- and mid-cap companies, which may have limited product lines, markets or financial resources and may be more vulnerable to adverse general market or economic developments. These securities customarily involve more investment risk than securities of large-capitalization companies. • The Trust invests in U.S.-listed foreign securities. The Trust's investment in U.S.-listed foreign securities, which presents additional risk. Securities of foreign

issuers present risks beyond those of domestic securities. More specifically, foreign risk is the risk that foreign securities will be more volatile than U.S. securities due to such factors as adverse economic, currency, political, social or regulatory developments in a country, including government seizure of assets, excessive taxation, limitations on the use or transfer of assets, the lack of liquidity or regulatory controls with respect to certain industries or differing legal and/or accounting standards. • Share prices or dividend rates on the securities in the Trust may decline during the life of the Trust and there is no guarantee that the issuers of the securities will declare dividends in the future and, if declared, whether they will remain at current levels or increase over time. • The Trust may be susceptible to potential risks through breaches in cybersecurity. • The Trust is subject to risks arising from various operational factors and their service providers. Although the Trust seeks to reduce operational risks through controls and procedures, there is no way to completely protect against such risks. • Inflation may lead to a decrease in the value of assets or income from investments. **Please see the Trust prospectus for more complete risk information.**

Unit Investment Trusts are fixed, not actively managed and should be considered as part of a long-term strategy. Investors should consider their ability to invest in successive portfolios, if available, at the applicable sales charge. UITs are subject to annual fund operating expenses in addition to the sales charge. Investors should consult an attorney or tax advisor regarding tax consequences associated with an investment from one series to the next, if available, and with the purchase or sale of units. Guggenheim Funds Distributors, LLC does not offer tax advice.

This material is not intended as a recommendation or as investment advice of any kind, including in connection with rollovers, transfers, and distributions. Such material is not provided in a fiduciary capacity, may not be relied upon for or in connection with the making of investment decisions, and does not constitute a solicitation of an offer to buy or sell securities. All content has been provided for informational or educational purposes only and is not intended to be and should not be construed as legal or tax advice and/or a legal opinion. Always consult a financial, tax and/or legal professional regarding your specific situation.

Read the Trust's prospectus carefully before investing. It contains the Trust's investment objectives, risks, charges, expenses and other information, which should be considered carefully before investing. Obtain a prospectus at GuggenheimInvestments.com.

Guggenheim Funds Distributors, LLC

Member FINRA/SIPC

1/2021 UIT-FACT-SMDS-015 #46507